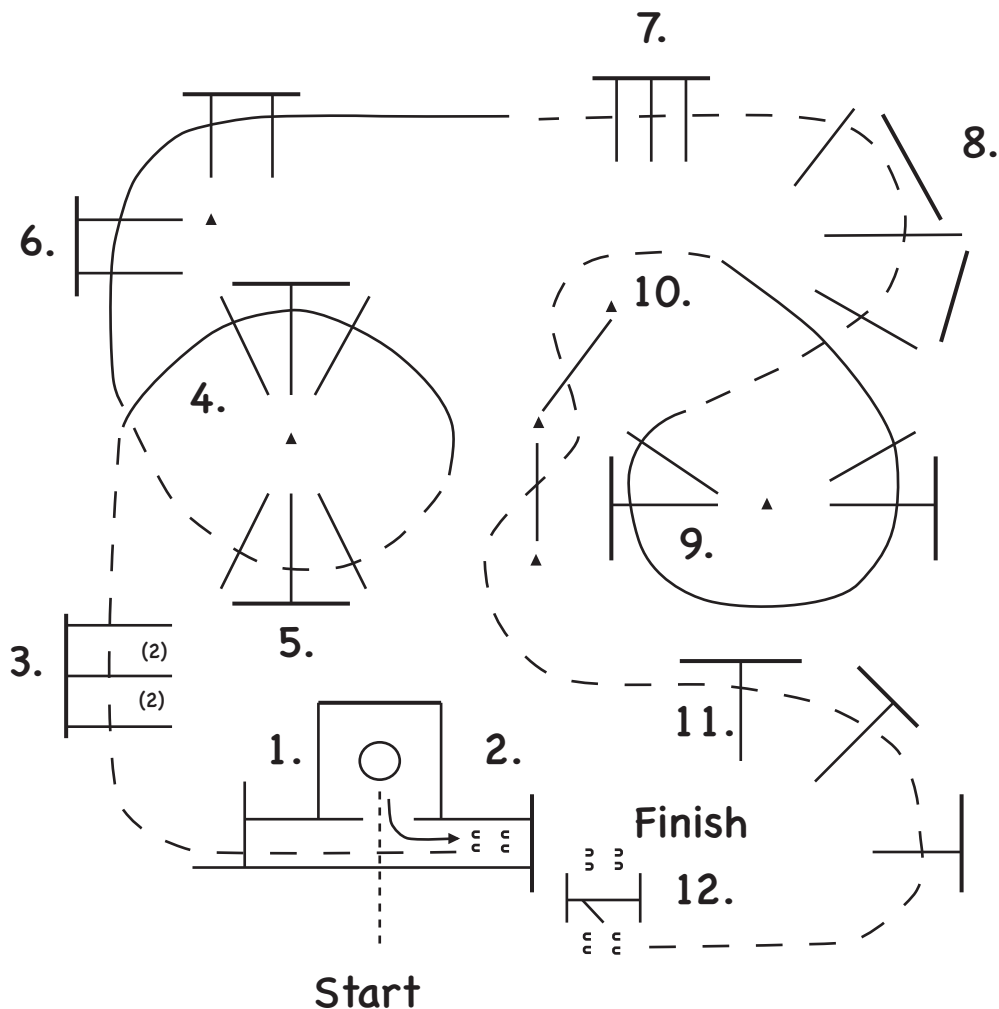


# Luxembourg International Championship 2023

## Trail (All-Breed)

Show Date: 9-11 june 2023

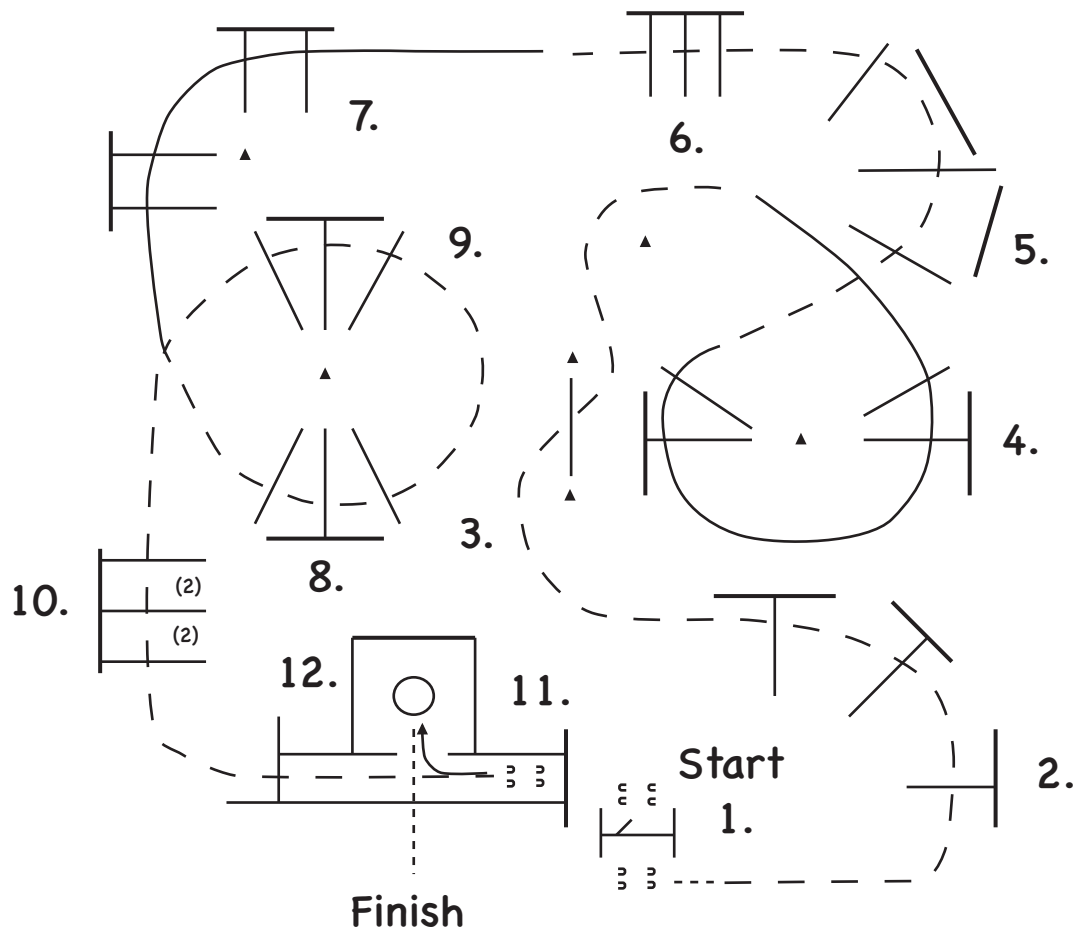


- |   |   |
|---|---|
| <ol style="list-style-type: none"> <li>1. Walk into chute, execute a 360 turn either way</li> <li>2. Back around corner between poles</li> <li>3 Jog out chute and over the poles</li> <li>4. Lope over poles (RL)</li> <li>5. Break to jog, jog over poles</li> <li>6. Lope over poles (RL)</li> <li>7. Break to jog, jog over poles</li> <li>8 Jog over poles</li> <li>9. Lope over poles (LL)</li> </ol> | <ol style="list-style-type: none"> <li>10. Break to jog, jog over serpentine</li> <li>11. Jog poles</li> <li>12. Gate RH open and close gate</li> </ol> |
|---|---|

# Luxembourg International Championship 2023

## Trail (L1 Open, L1 Amateur)

Show Date: 9-11 june 2023



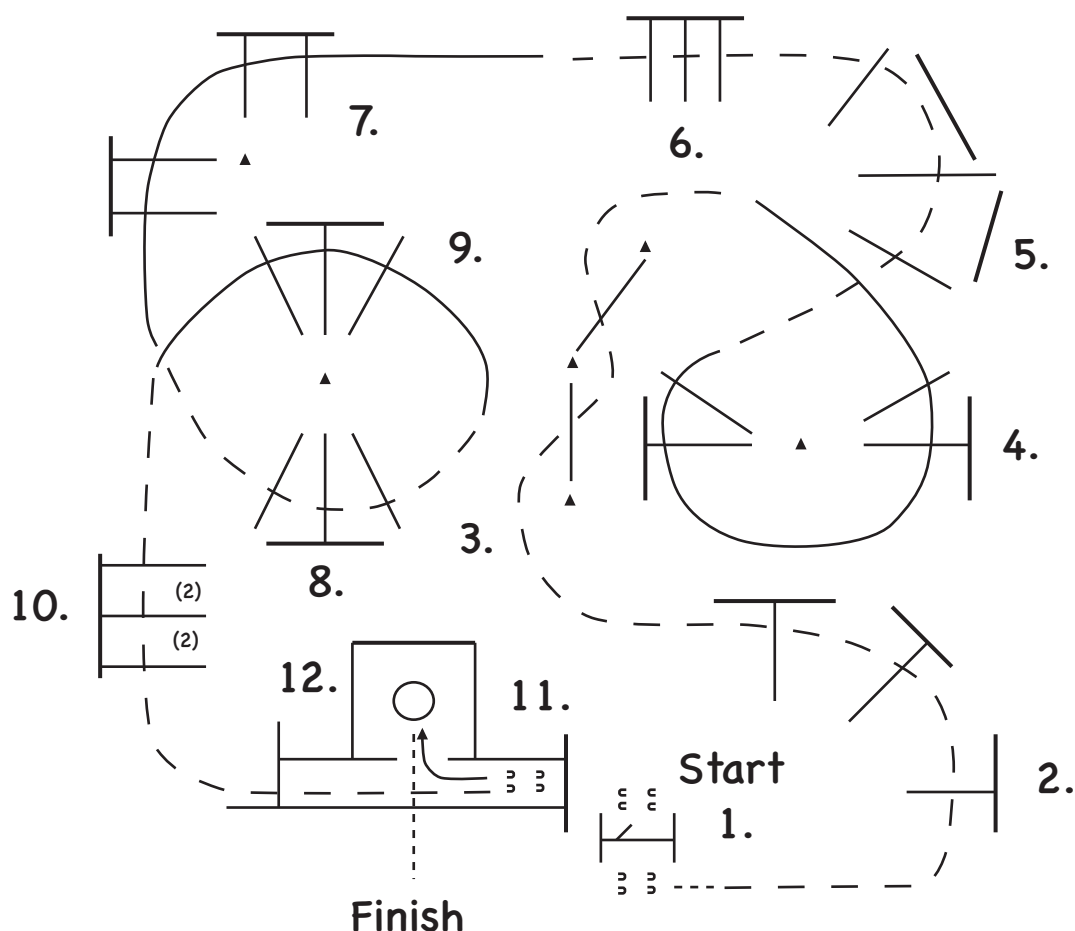
1. Gate LH open and close gate
2. You may walk forward then jog over poles
3. Jog over serpentine, jog around cones
4. Lope over poles (RL)
5. Break to jog, jog over poles
6. Jog over poles
7. Lope over poles (LL)
8. Break to the jog, jog over poles
9. Jog over poles

10. Jog over poles
11. Jog up into chute, stop and back around corner between poles
12. Execute a 360 turn either way and walk out over pole

# Luxembourg International Championship 2023

## Trail (Trophy)

Show Date: 9-11 June 2023



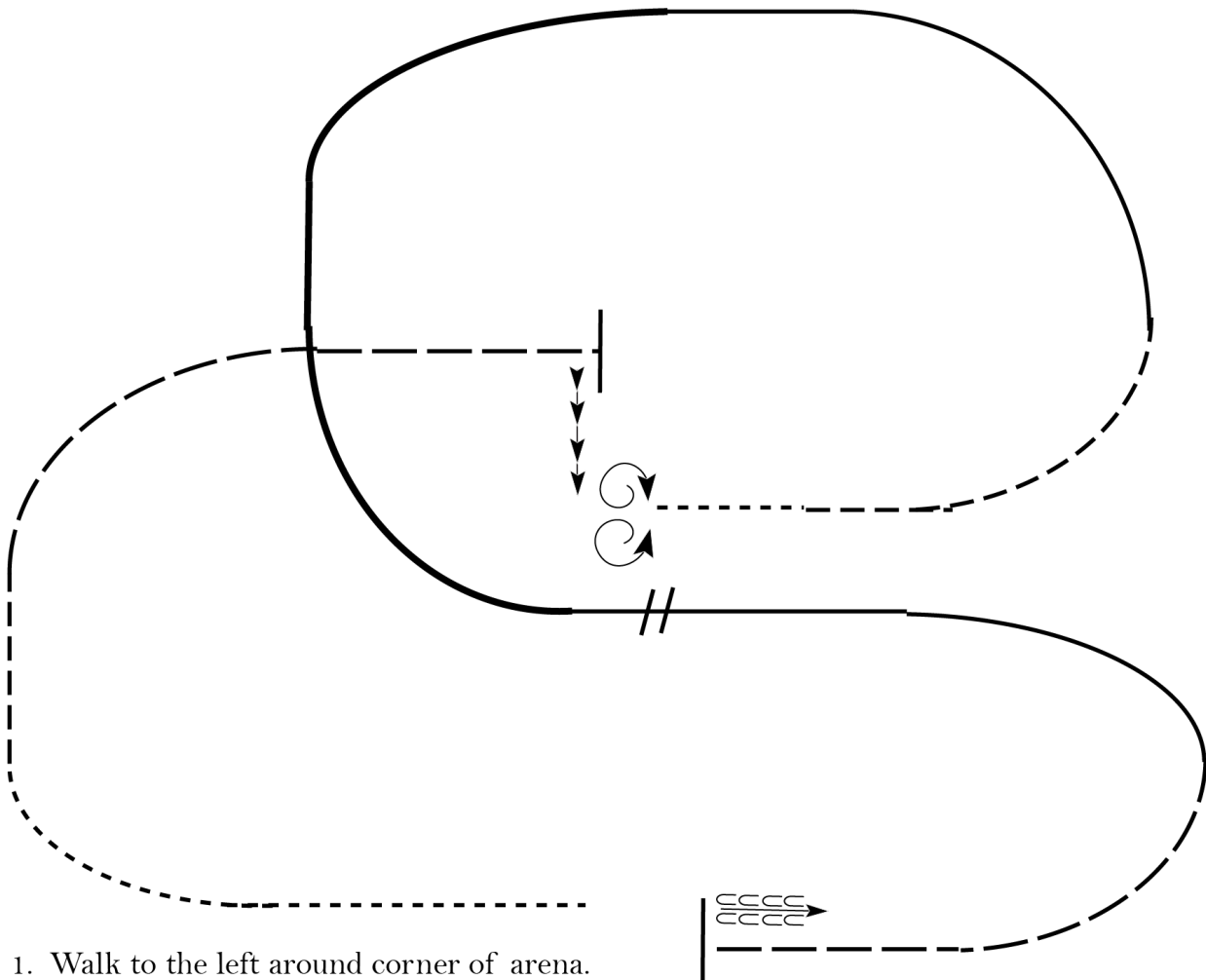
1. Gate LH open and close gate
2. You may walk forward then jog over poles
3. Jog over serpentine
4. Lope over poles (RL)
5. Break to jog, jog over poles
6. Jog over poles
7. Lope over poles (LL)
8. Break to the jog, jog over poles
9. Lope over poles (LL)

10. Break to the jog, jog over poles
11. Jog up into chute, stop and back around corner between poles
12. Execute a 360 turn either way and walk out over pole

# Luxembourg International Championship 2023

## Ranch Riding (All-Breed, L1 Open , L1 Amateur)

Show Date: 9-11 june 2023



1. Walk to the left around corner of arena.
2. Trot
3. Extend alongside of the arena and around the corner to center.
4. Stop, side pass right
5. 360 degree turn each direction (either way 1st)
6. Walk.
7. Trot.
8. Lope left lead
9. Extend the lope
10. Change leads (simple or flying)
11. Collect to the lope
12. Extend trot
13. Stop and back

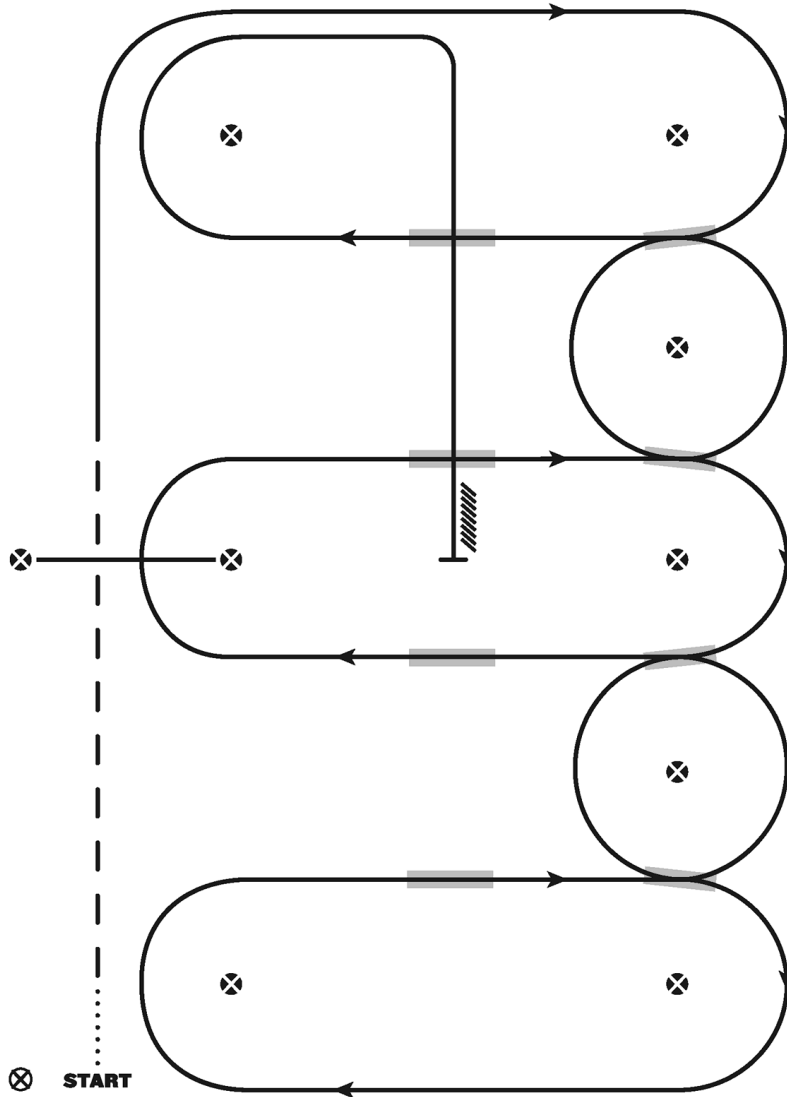
<b>Walk</b>	-----
<b>Jog</b>	- - - - -
<b>Extended Jog</b>	- - - - -
<b>Lope</b>	—————
<b>Lead Change</b>	
<b>Back</b>	
<b>Marker</b>	ⓑ

# Luxembourg International Championship 2023

## Western Riding (All-Breed) Open, Amateur, Youth)

Show Date: 9-11 June 2023

### WESTERN RIDING - PATTERN 6



#### LEGEND

.....	Walk
- - -	Jog
————	Lope
////	Back
■	Lead Changing Area

1. Walk at least 15 feet from start cone to the first marker, transition to jog, jog over log
2. Transition to the lope right lead & lope around end
3. First line change
4. Second line change
5. Third line change
6. Fourth line change lope around the end of arena
7. First crossing change
8. Second crossing change
9. Lope over log
10. Third crossing change
11. Fourth crossing change
12. Lope up the center, stop & back

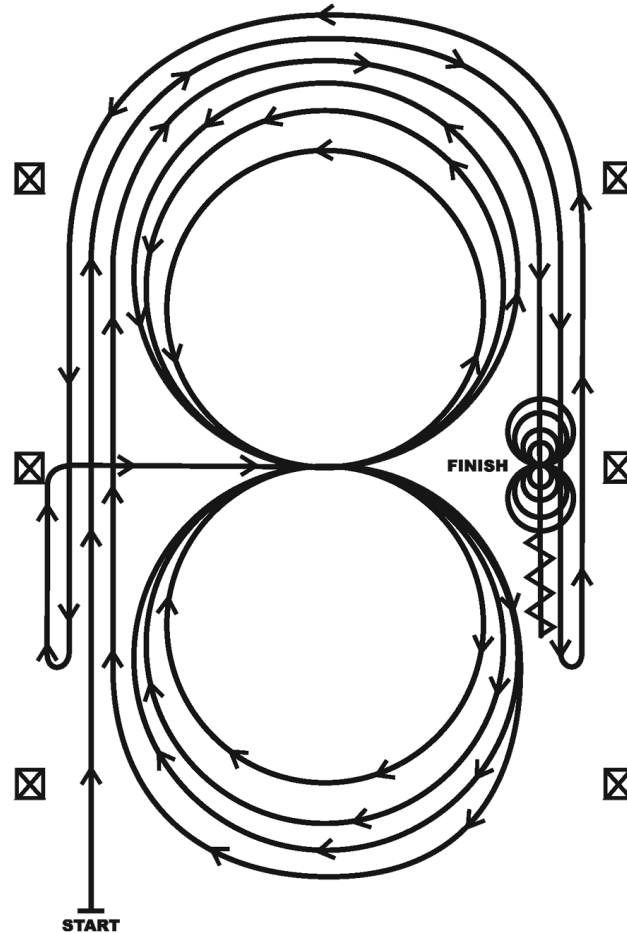
Revised 06-07-2021

# Luxembourg International Championship 2023

## Reining (Amateur)

Show Date: 9-11 June 2023

### REINING PATTERN 3

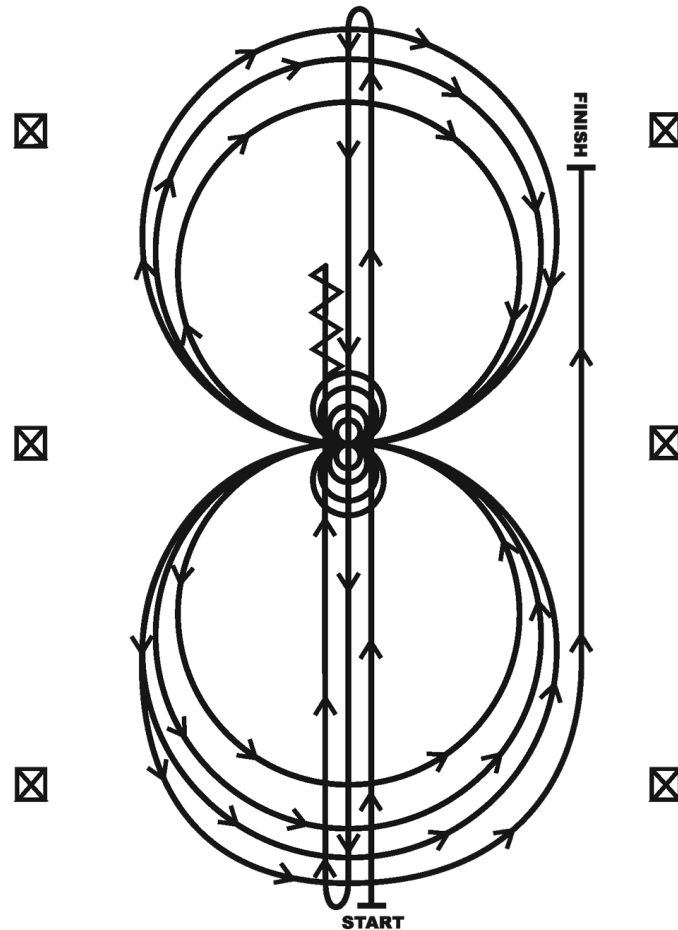


1. Beginning, lope straight up the left side of the arena, circle the top end of the arena, and staying at least twenty feet (six meters) from the walls or fence, run straight down the opposite or right side of the arena past the center marker and do a left rollback—no hesitation.
2. Continue straight up the right side of the arena circle back around the top of the arena, and staying at least twenty feet (six meters) from the walls or fence, run straight down the left side of the arena past the center marker and do a right rollback—no hesitation.
3. Continue up the left side of the arena to the center marker. At the center marker, the horse should be on the right lead. Guide the horse to the center of the arena on the right lead and complete three circles to the right: the first two circles large and fast; the third circle small and slow. Change leads at the center of the arena.
4. Complete three circles to the left: the first two circles large and fast; the third circle small and slow. Change leads in the center of the arena.
5. Begin a large circle to the right but do not close this circle. Continue up the left side of the arena, circle the top of the arena, and staying at least twenty feet (six meters) from the walls or fence, run straight down the opposite or right side of the arena past the center marker and do a sliding stop. Back up at least ten feet (three meters). Hesitate.
6. Complete four spins to the right. Hesitate.
7. Complete four spins to the left. Hesitate to demonstrate completion of the pattern.

# Luxembourg International Championship 2023 Reining (Open)

Show Date: 9-11 june 2023

## REINING PATTERN I

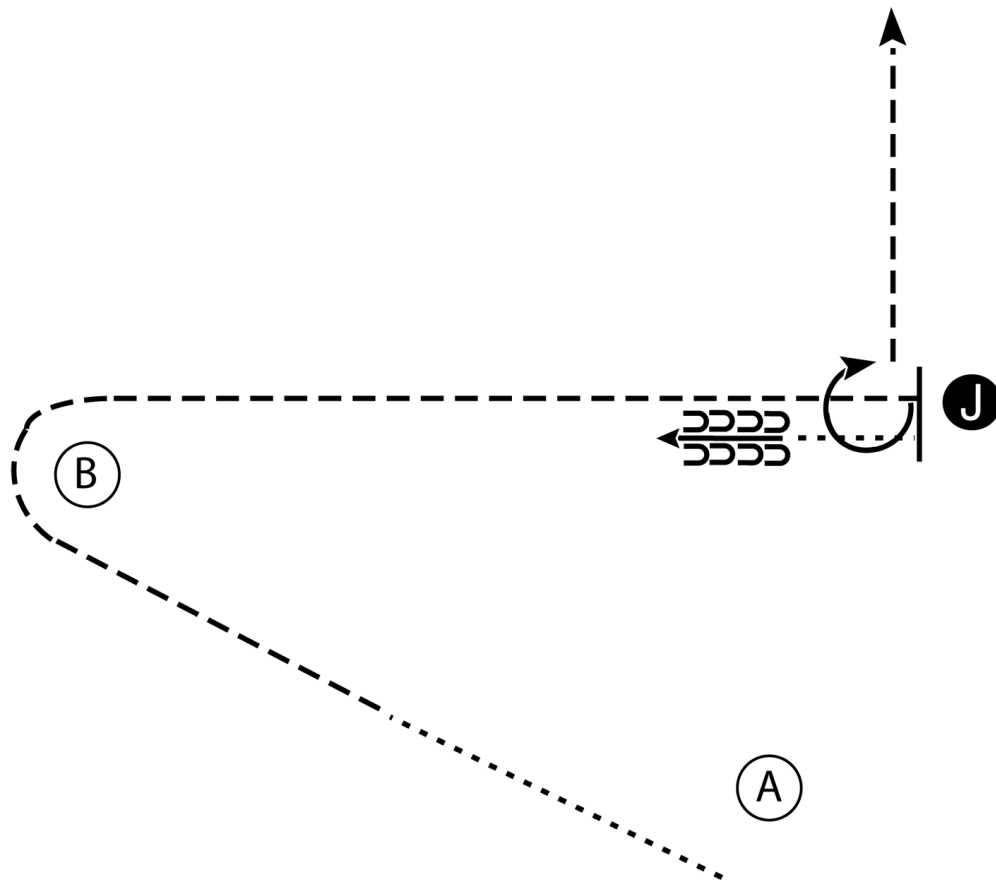


1. Run at speed to the far end of the arena past the endmarker and do a left rollback—no hesitation.
2. Run to the opposite end of the arena past the end marker and do a right rollback—no hesitation.
3. Run past the center marker and do a sliding stop. Back up to center of the arena or at least ten feet (three meters). Hesitate.
4. Complete four spins to the right. Hesitate.
5. Complete four and one-quarter spins to the left so that horse is facing left wall or fence. Hesitate.
6. Beginning on the left lead, complete three circles to the left: the first circle large and fast; the second circle small and slow; the third circle large and fast. Change leads at the center of the arena.
7. Complete three circles to the right: the first circle large and fast; the second circle small and slow; the third circle large and fast. Change leads at the center of the arena.
8. Begin a large circle to the left but do not close this circle. Run straight up the right side of the arena past the center marker and do a sliding stop at least twenty feet (six meters) from wall or fence. Hesitate to demonstrate the completion of the pattern.

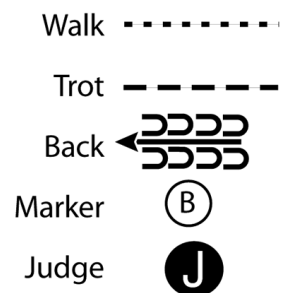
# Luxembourg International Championship 2023

Showmanship (All-Breed , L1 Amateur , L1 Youth )

Show Date: 9-11 june 2023



1. Walk half way from A to B.
2. Trot around B to the Judge.
3. Stop and back four steps.
4. Walk to Judge and set up for inspection.
5. When dismissed perform a 270 degree turn and trot to line-up.

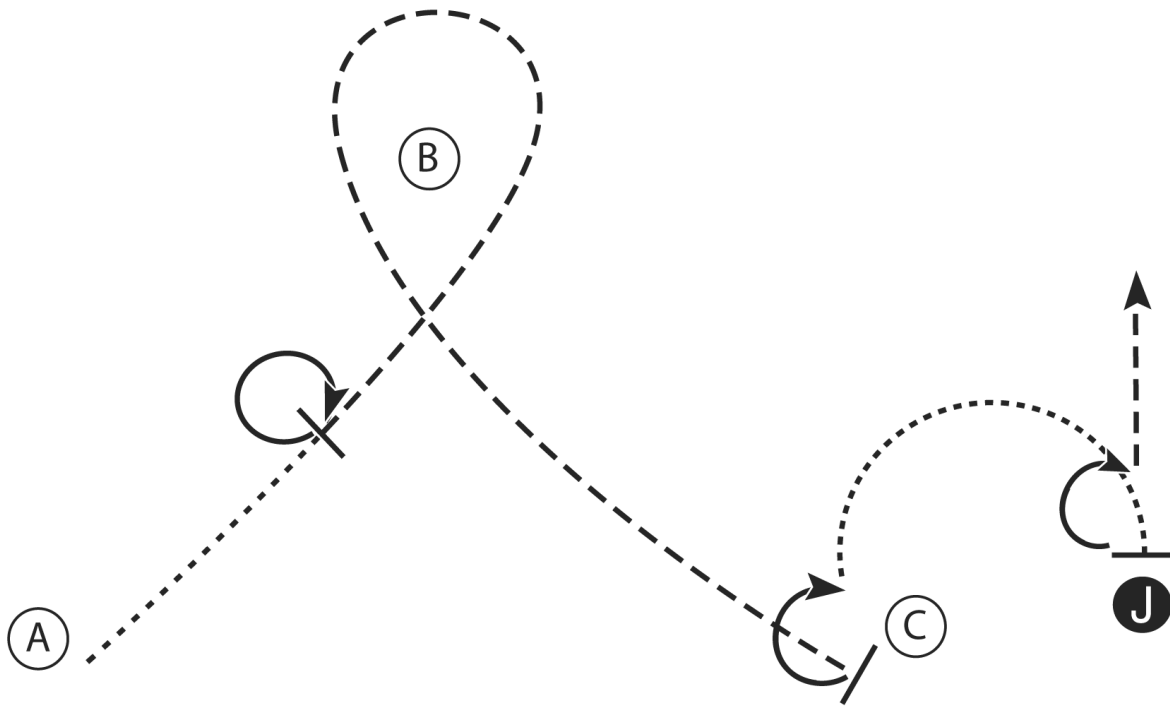




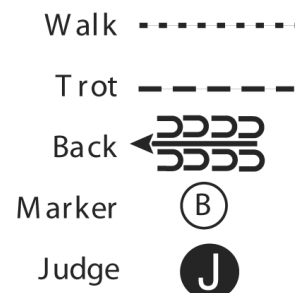
# Luxembourg International Championship 2023

## Showmanship (Amateur, Youth)

Show Date: 9-11 June 2023



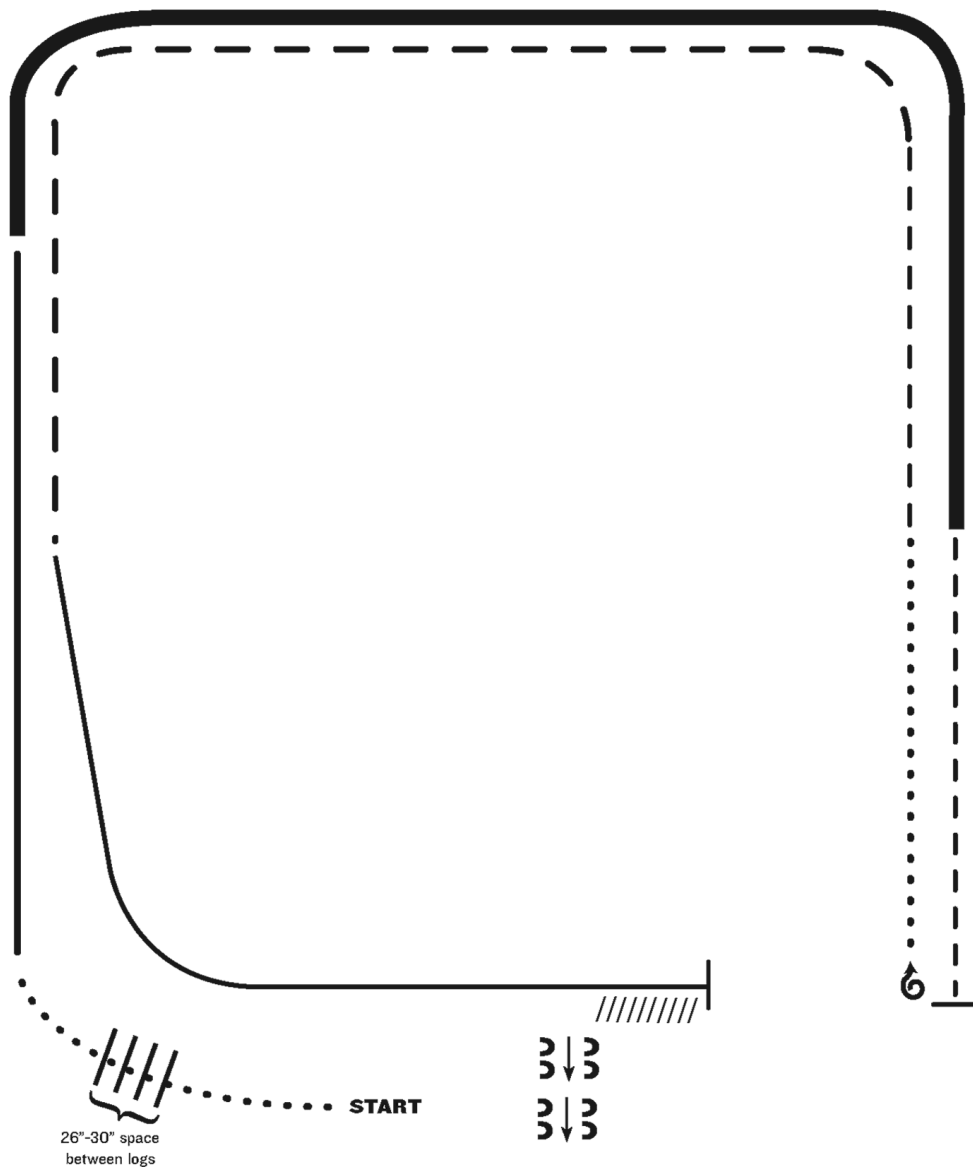
1. Walk A towards B
2. When halfway to B stop and perform a 360 degree turn
3. Trot to and around B and continue to C
4. At C stop and perform a 225 degree turn
5. Walk in a half circle to the judge
6. Stop and set up for inspection
7. When dismissed perform a 180 degree turn and trot straight away from the judge



# Luxembourg International Championship 2023

## Ranch Riding (L1 Youth)

Show Date: 9-11 June 2023



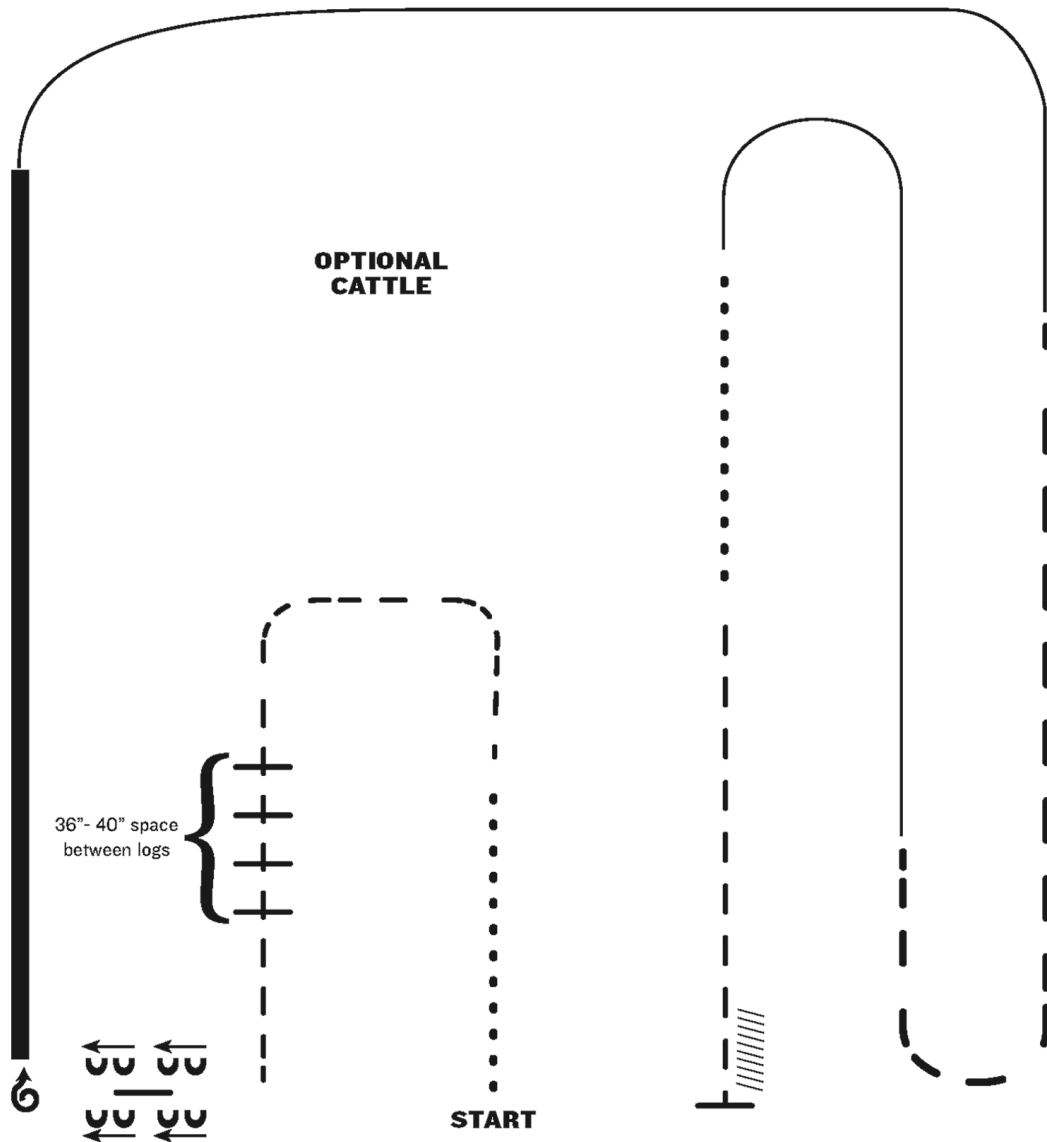
1. Walk
2. Walk over logs
3. Lope right lead
4. Extended lope (right lead)
5. Trot
6. Stop, 1 1/2 turns right
7. Walk
8. Trot
9. Extended trot
10. Lope left lead
11. Stop and Back
12. Side pass right

Note: The drawn description of this pattern is only intended for the general depiction of the pattern. Exhibitors should utilize the arena space to best exhibit their horses.

# Luxembourg International Championship 2023

## Ranch Riding (Amateur, Youth , Open)

Show Date: 9-11 June 2023



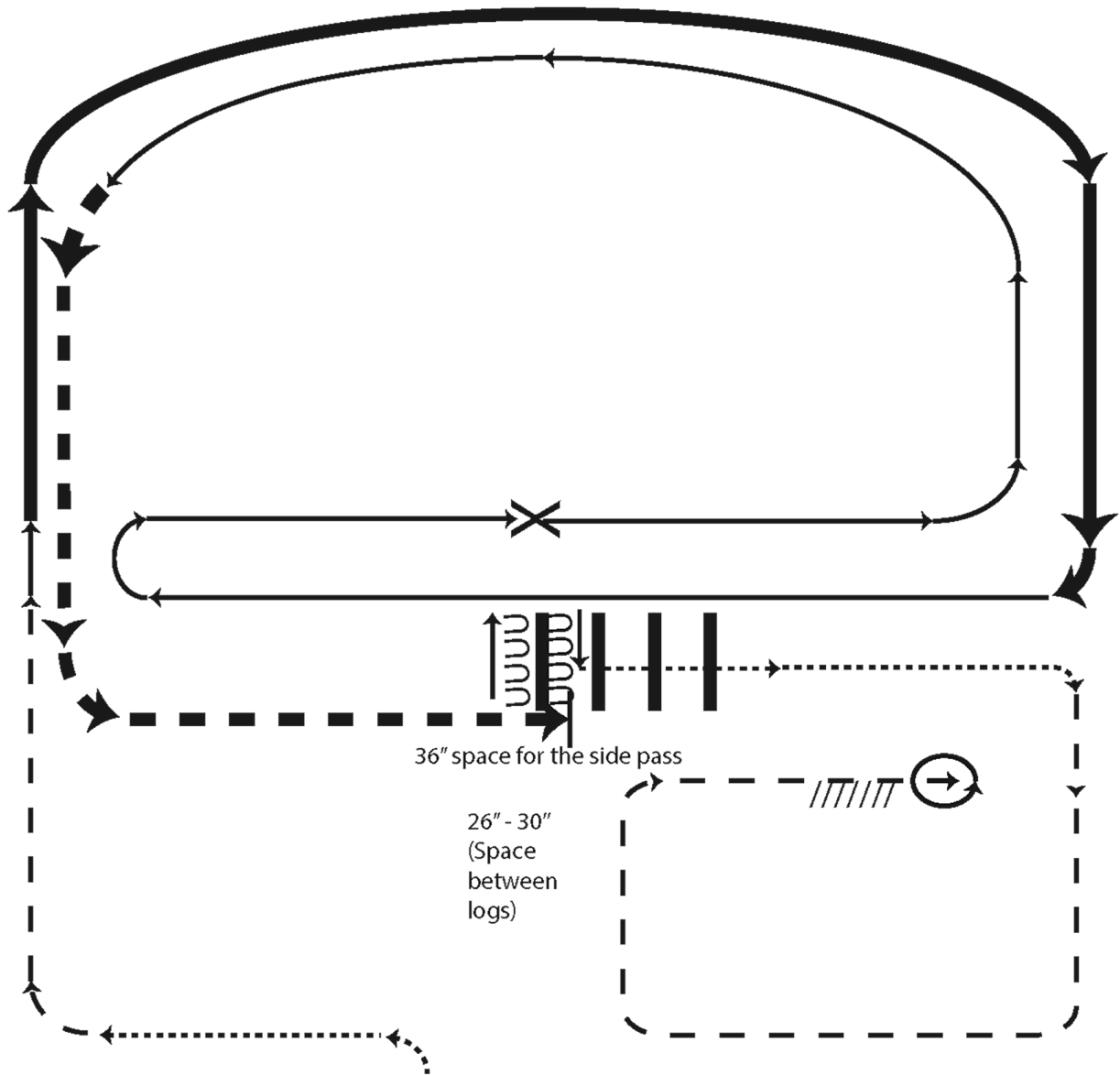
1. Walk
2. Trot
3. Trot logs
4. Side pass right
5. 1 1/2 turns right
6. Extended lope (right lead)
7. Lope right lead
8. Extended trot
9. Lope left lead
10. Walk
11. Trot
12. Stop and back

Note: The drawn description of this pattern is only intended for the general depiction of the pattern. Exhibitors should utilize the arena space to best exhibit their horses.

# Luxembourg International Championship 2023

## Ranch Riding (Trophy)

Show Date: 9-11 June 2023



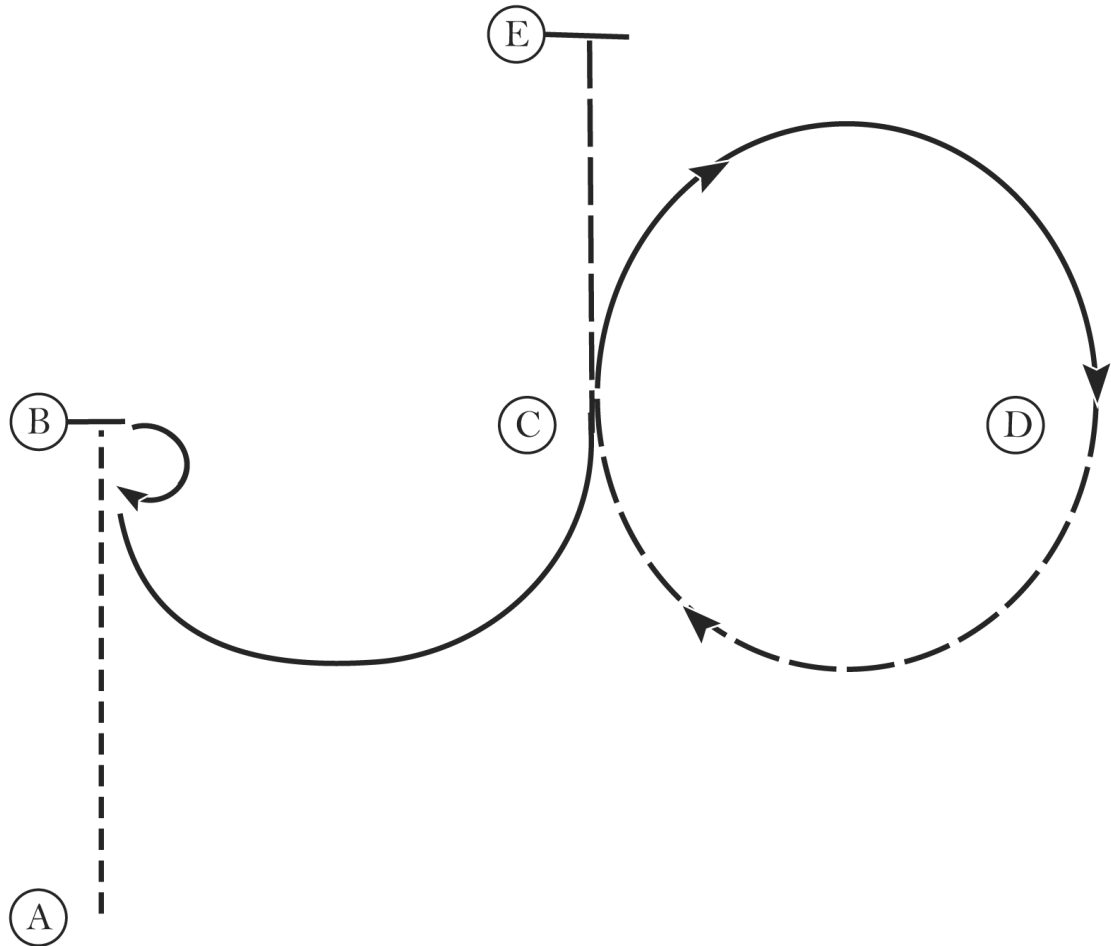
1. Walk
2. Trot
3. Extended lope-right lead
4. Lope-right lead
5. Change leads (simple or flying)
6. Lope left lead
7. Extended trot
8. Stop, side pass left, side pass right, 1/2 way
9. Walk over logs
10. Walk
11. Trot square
12. Stop, 360° turn left, back

- X Lead Change
- • Walk
- - Trot
- - - Ext Trot
- Lope
- Ext Lope
- /////// Back

# Luxembourg International Championship 2023

## Western Horsemanship (All-Breed, L1 Youth, L1 Amateur )

Show Date: 9-11 June 2023



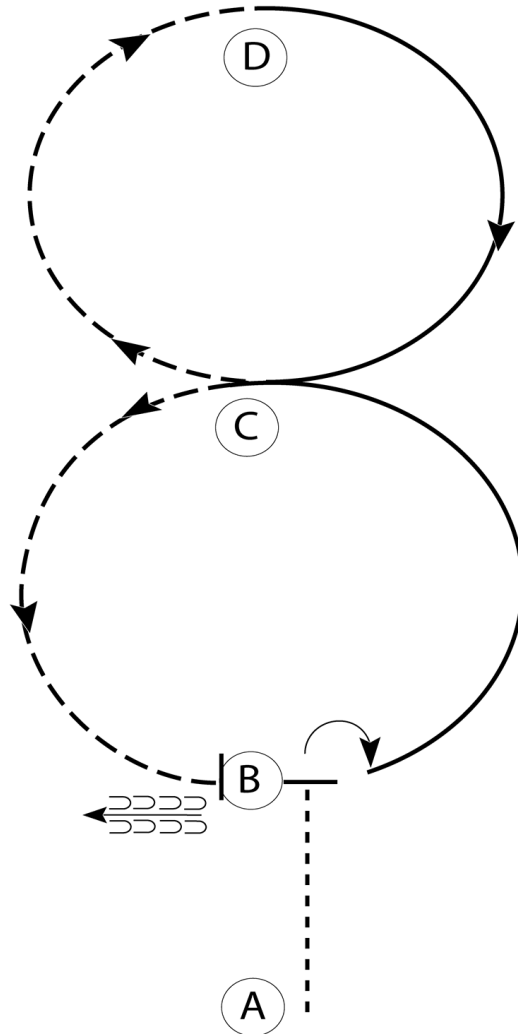
1. Jog A to B,
2. At B stop and perform a 180 degree turn to the right.
3. Lope on the right lead in a half circle to C.
4. At C maintain the right lead in a half circle to D.
5. At D extend the jog in a half circle to C and continue to E.
6. At E stop.

Walk	.....
Jog	-----
Extended Jog	-----
Lope	—————
Leg Yield	
Lead Change	↘
Back	←←←←← ←←←←←
Marker	(B)
Sidepass	←←←←←

# Luxembourg International Championship 2023

## Hunt Seat Equitation (L1 Amateur, L1 Youth)

Show Date: 9-11 june 2023



Be ready at A.

1. Walk to B.
2. Stop at B and perform a 90 degree turn to the right on the forehand.
3. Canter on the left lead to C.
4. Posting trot from C to D.
5. Canter on the right lead from D to C.
6. Posting trot from C to B.
7. Stop at B and back one horse length.

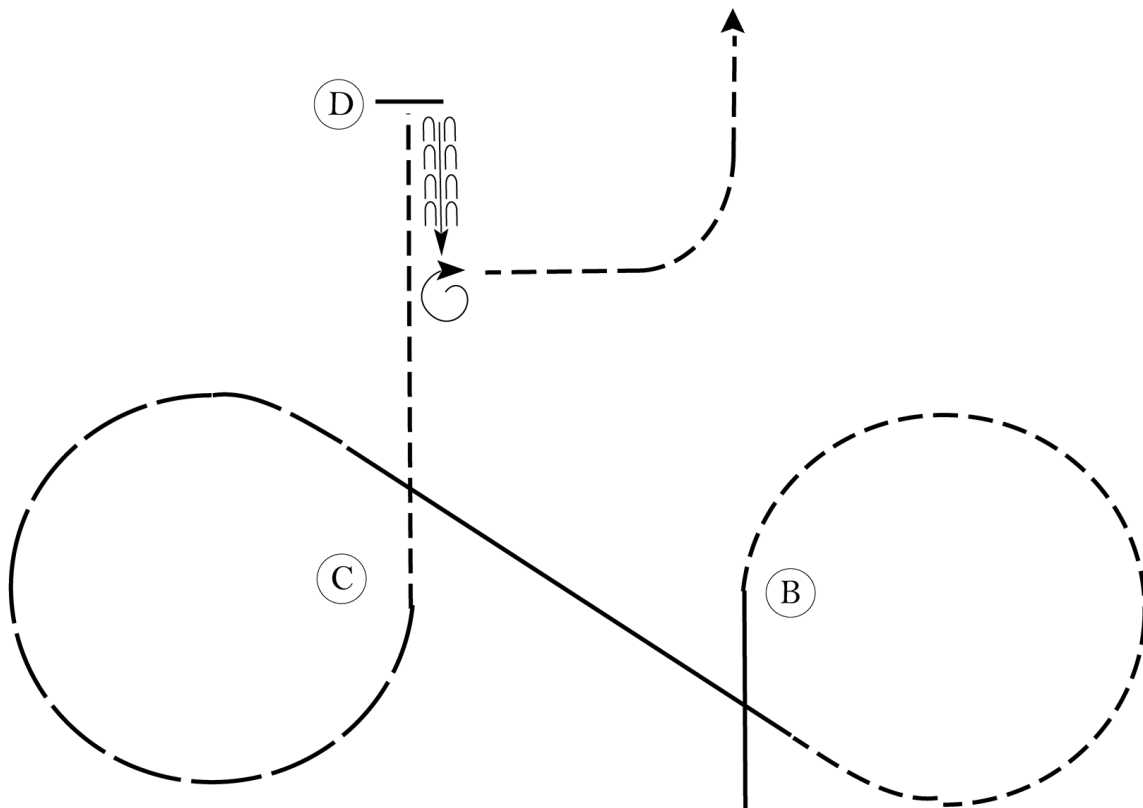
Follow the instructions of your ring steward.

Walk	-----
Trot	- - - - -
Extended Trot	— — — — —
Canter	—————
Leg Yield	
Lead Change	↙ ↘
Back	← ← ←
Marker	ⓑ
Sidepass	← — — — — →
Hand Gallop	— — — — —

# Luxembourg International Championship 2023

## Hunt Seat Equitation (All-Breed , Amateur, Youth)

Show Date: 9-11 june 2023



Be ready before A.

1. Walk to A.
2. Canter on the right lead to B.
3. Posting trot a circle to the right.
4. When even with B, canter on the left lead to C.
5. At C, hand gallop a circle to the left.
6. Trot on the right diagonal from C to D.
7. Stop at D and back approximately one horse length.
8. Perform a 1 1/4 turn to the right on the forehand.

Exit at a sitting trot.

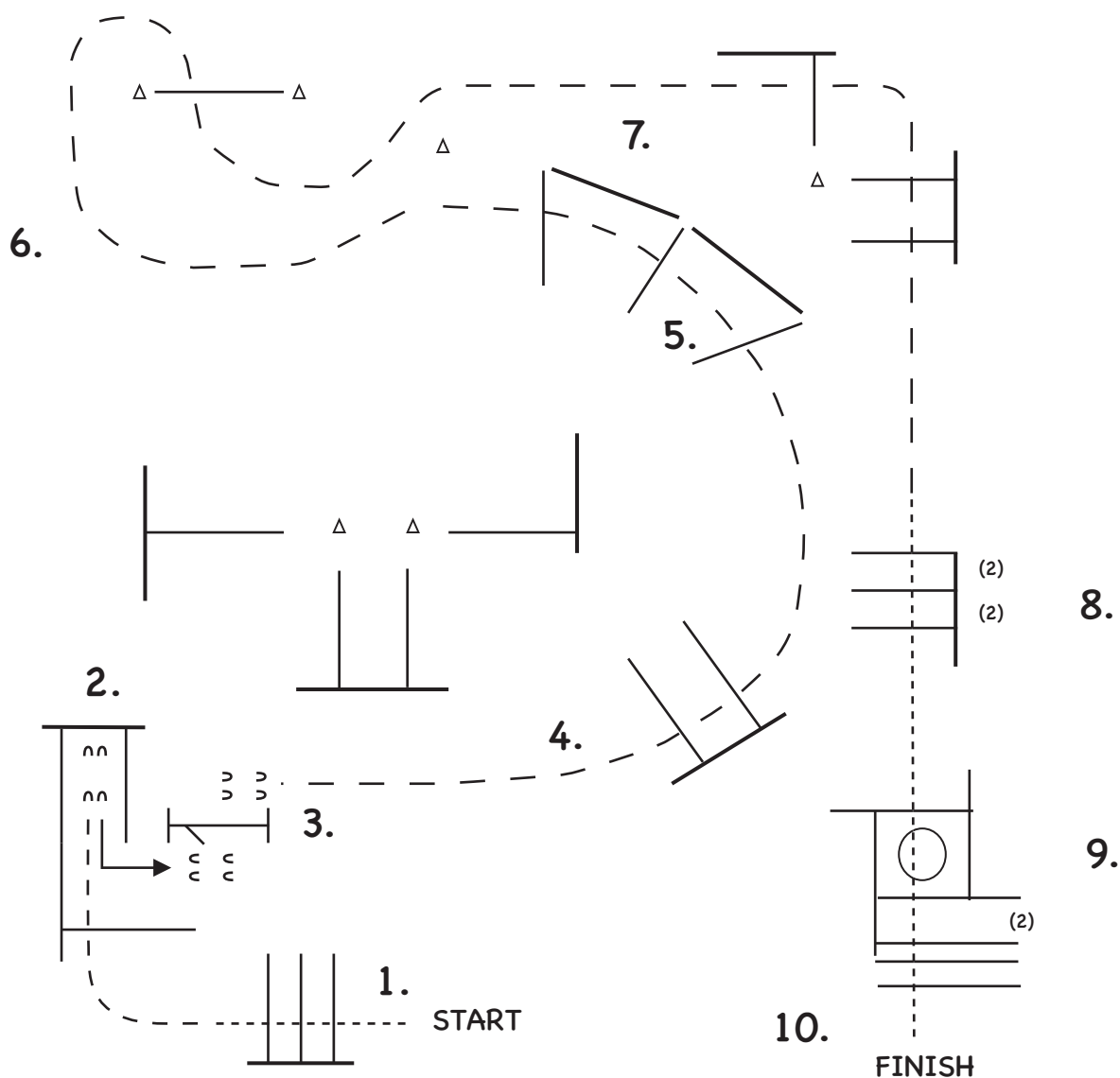
Follow the instructions of your ring steward.

Walk	-----
Trot	- - - - -
Extended Trot	— — — — —
Canter	—————
Leg Yield	
Lead Change	↙ ↘
Back	← ← ← ← ←
Marker	(B)
Sidepass	← — — — — →
Hand Gallop	— — — — —

# Luxembourg International Championship 2023

## In Hand Trail (2&3 Year old , 4 year and older)

Show Date: 9-11 june 2023



1. Walk over poles, jog into chute
2. Back between poles, and back up to gate
3. Gate open and close gate
4. Jog over poles
5. Jog over poles
6. Jog over poles, jog around cones
7. Jog over poles
8. Break to walk, walk over poles

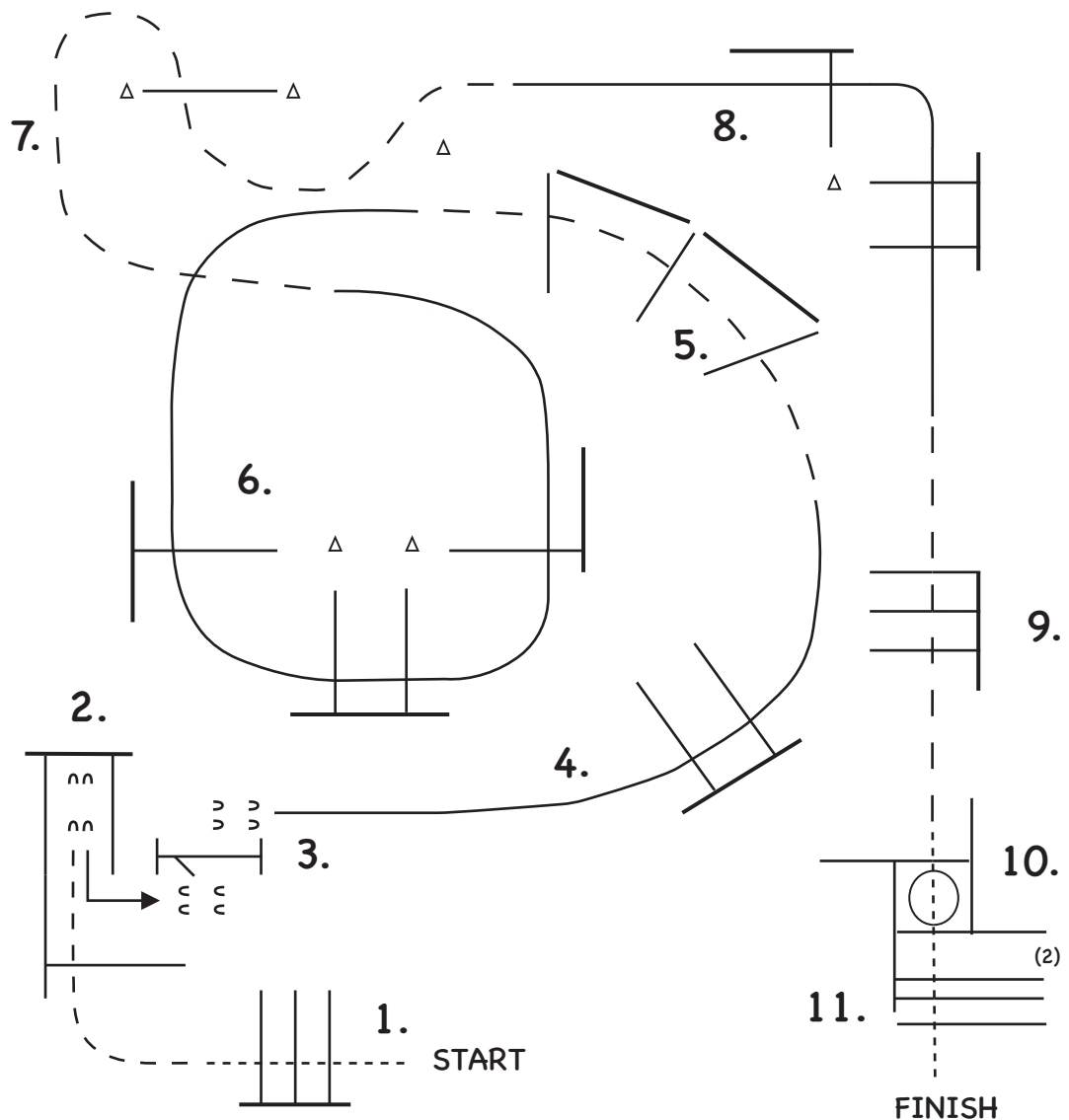
9. Walk into box, execute a 360 turn either direction. Walk out box
10. Walk over poles



# Luxembourg International Championship 2023

## Trail (L1 Youth - Youth)

Show Date: 9-11 June 2023



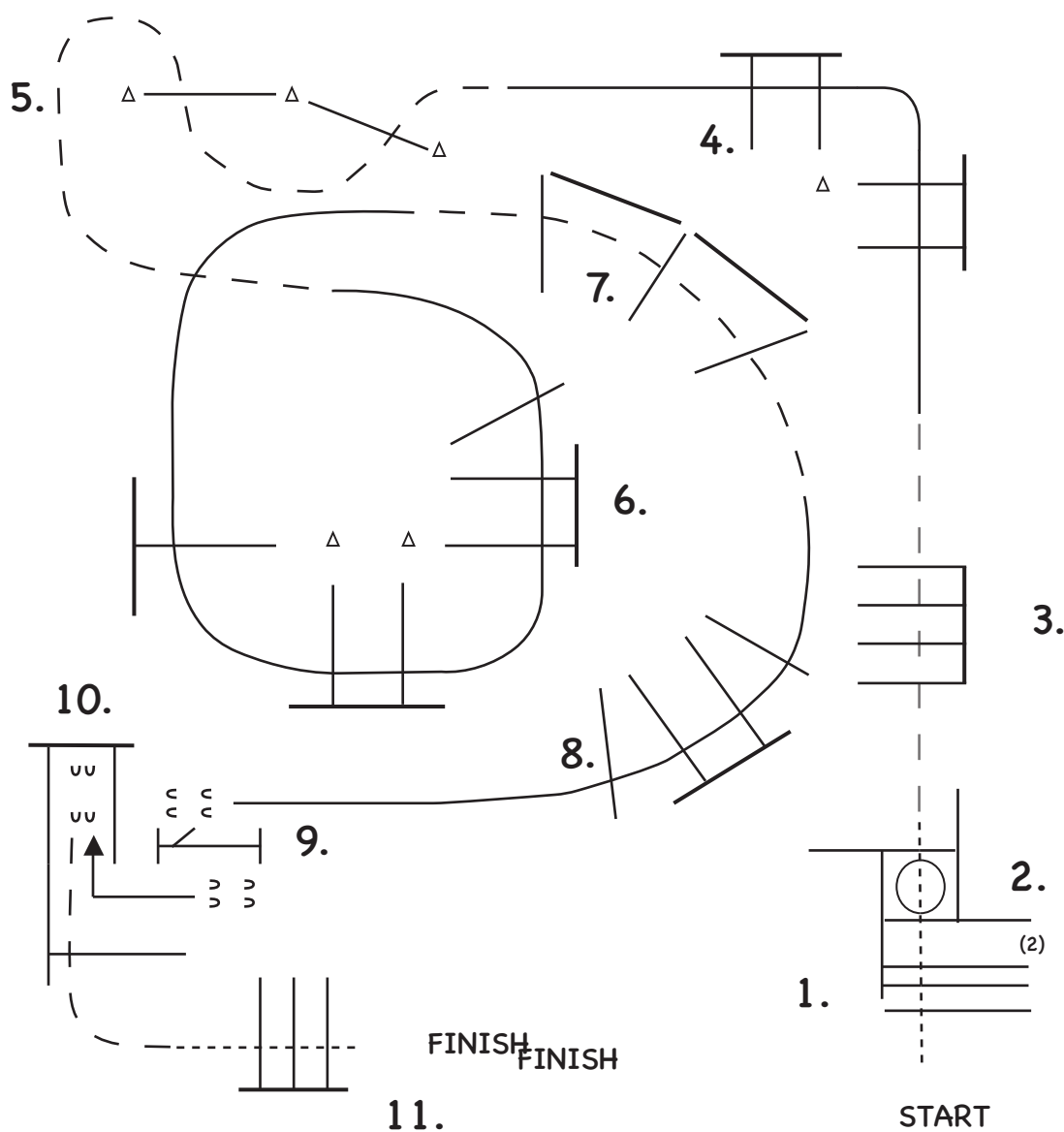
1. Walk over poles, jog into chute
2. Back between poles, and back up to gate
3. Gate: RH open and close gate
4. Lope over poles (LL)
5. Break to jog, jog over poles
6. Lope over poles (LL)
7. Break to jog, jog over poles
8. Lope over poles (RL)
9. Break to jog

10. Stop or break to walk, walk into box, execute a 360 turn either direction. Walk out box
11. Walk over poles

# Luxembourg International Championship 2023

## Trail (Open)

Show Date: 9-11 june 2023



1. Walk over poles into box

2. Stop, execute a 360 turn either direction.

Walk out

3. Jog over poles

4. Lope over poles (LL)

5. Break to jog, jog over poles

6. Lope over poles (RL)

7. Break to jog, jog over poles

8. Lope over poles (RL)

9. Stop at gate: LH open and clos gate

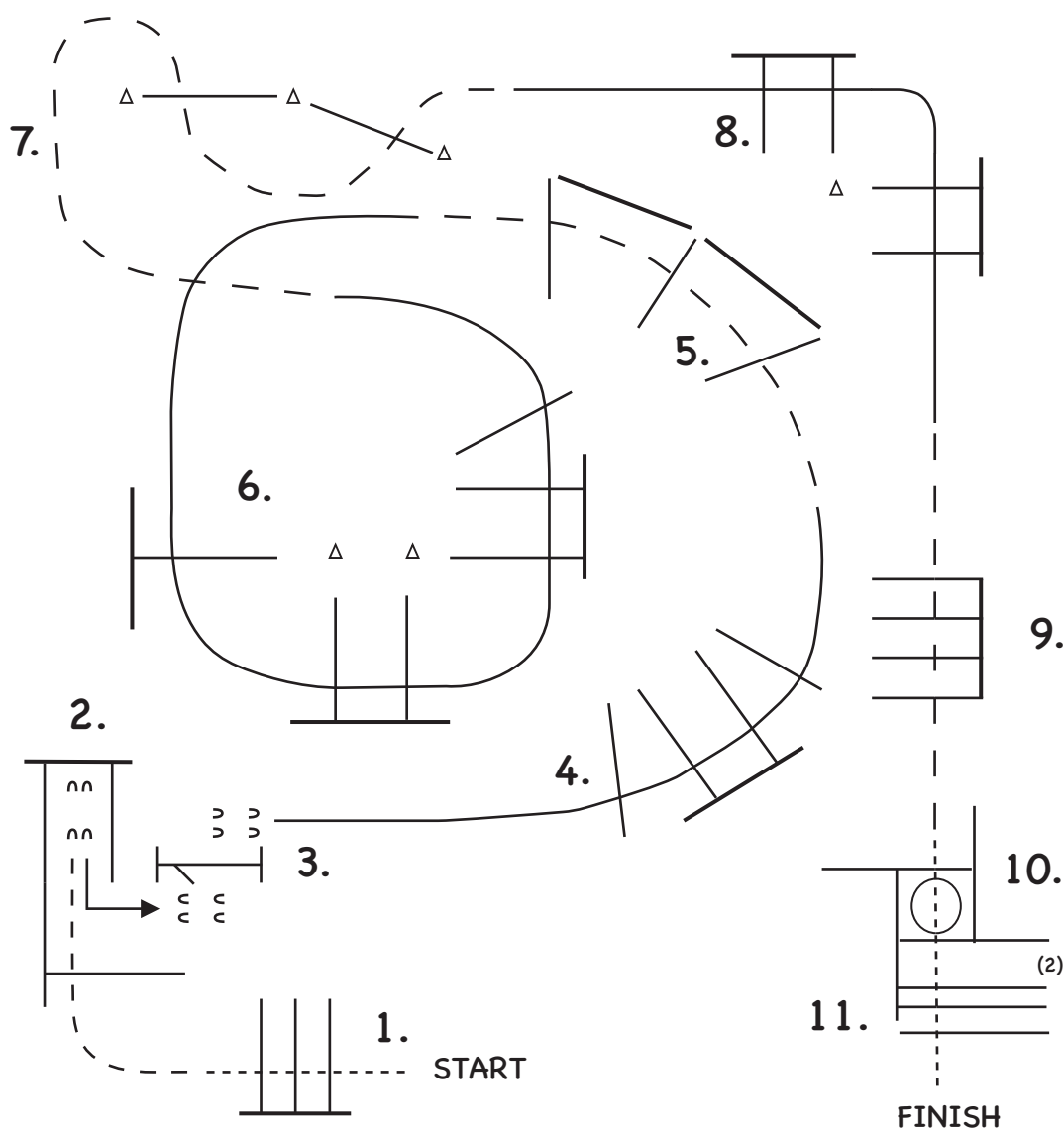
10. Back between poles into chute

11. Jog out the chute, break to walk, walk over poles

# Luxembourg International Championship 2023

## Trail (Amateur, Select)

Show Date: 9-11 june 2023



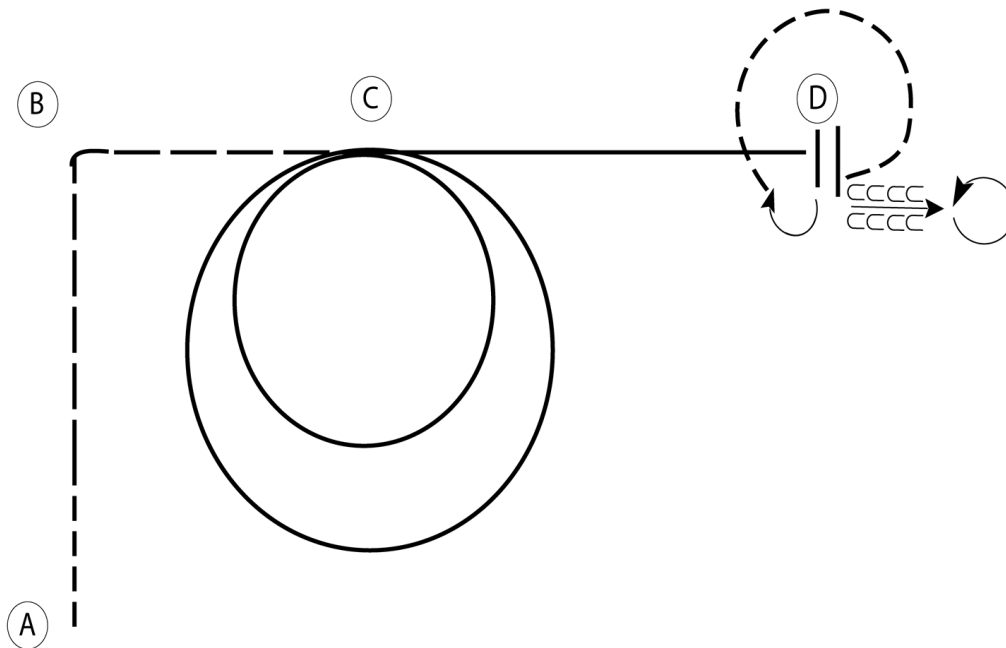
1. Walk over poles, jog into chute
2. Back between poles, and back up to gate
3. Gate: RH open and close gate
4. Lope over poles (LL)
5. Break to jog, jog over poles
6. Lope over poles (LL)
7. Break to jog, jog over poles
8. Lope over poles (RL)
9. Break to jog

10. Stop or break to walk, walk into box, execute a 360 turn either direction. Walk out box
11. Walk over poles

# Luxembourg International Championship 2023

## Western Horsemanship (Amateur, Youth)

Show Date: 9-11 June 2023



Be ready at A.

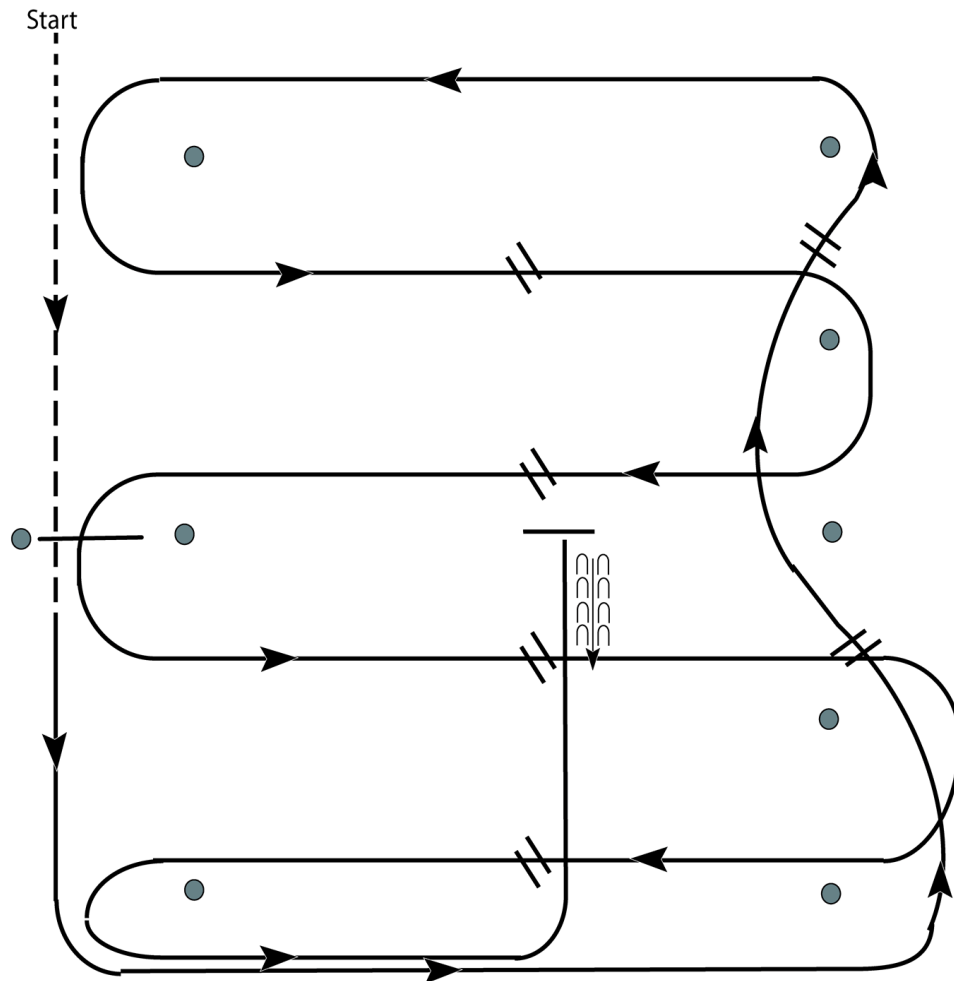
1. Jog 2 strides from A.
2. Extend the jog to B around the square corner and to C.
3. Pick up the right lead and lope a small slow circle to the right.
4. Return to C and lope a larger circle with speed at C.
5. Continue on the right lead to D.
6. Stop at D. Turn 180 degrees to the right.
7. Jog a circle around D.
8. Stop at D and back approximately one horse length.
9. Turn 360 degrees to the left.
10. Follow the instructions of your ring steward.

<b>Walk</b>	-----
<b>Jog</b>	-----
<b>Extended Jog</b>	-----
<b>Lope</b>	—————
<b>Leg Yield</b>	
<b>Lead Change</b>	—/—
<b>Back</b>	← ←←←
<b>Marker</b>	(B)
<b>Sidepass</b>	←-----→

# Luxembourg International Championship 2023

Western Riding (L1 open, L1 youth, L1 Amateur)

Show Date: 9-11 June 2023

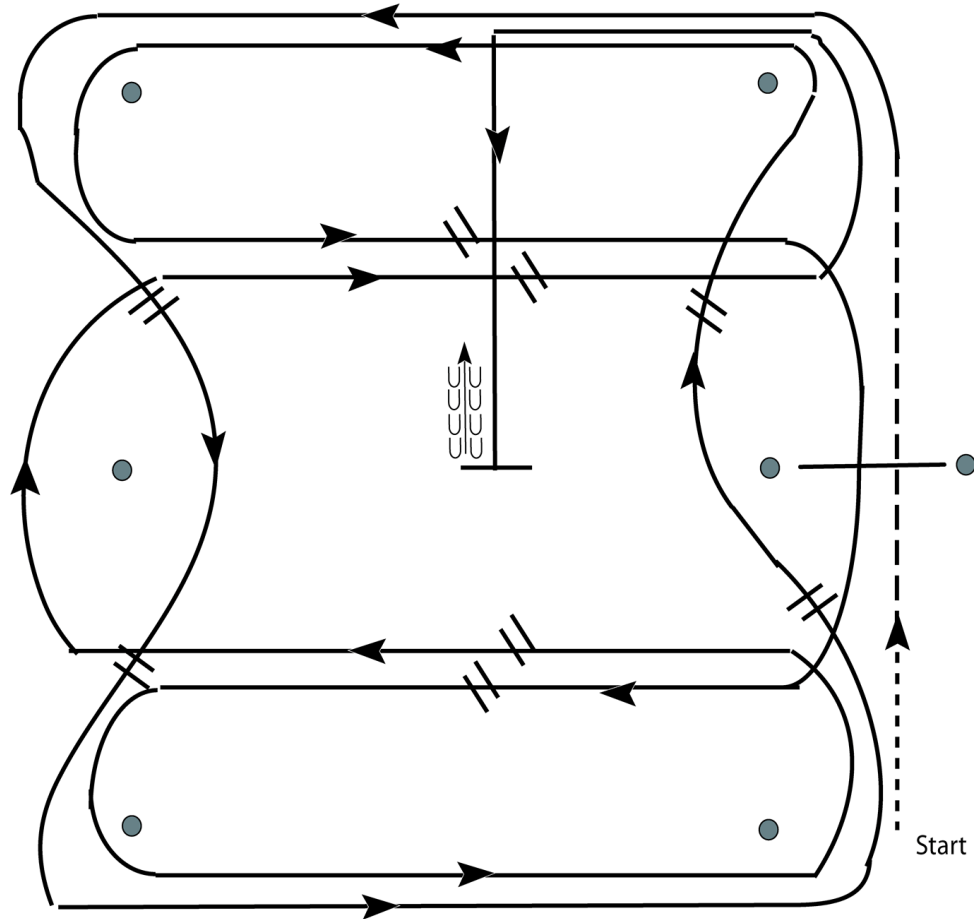


1. Walk at least 15' & jog over log.
2. Transition to left lead and lope around end.
3. First line change.
4. Second line change. Lope around end of arena
5. First crossing change.
6. Second crossing change.
7. Lope over log.
8. Third crossing change.
9. Fourth crossing change.
10. Lope up the center, stop and back.

# Luxembourg International Championship 2023

## Western Riding (L1 Youth)

Show Date: 9-11 june 2023



1. Walk, transition to jog, jog over log.
2. Transition to the lope, on the left lead.
3. First line change.
4. Second line change.
5. Third line change.
6. Fourth line change.
7. First crossing change.
8. Lope over the log.
9. Second crossing change.
10. Third crossing change.
11. Fourth crossing change.
12. Lope, stop and back.

2023

6-Drag

7-Lope over

5-Trot over logs

2-Sidepass

3-Work gate

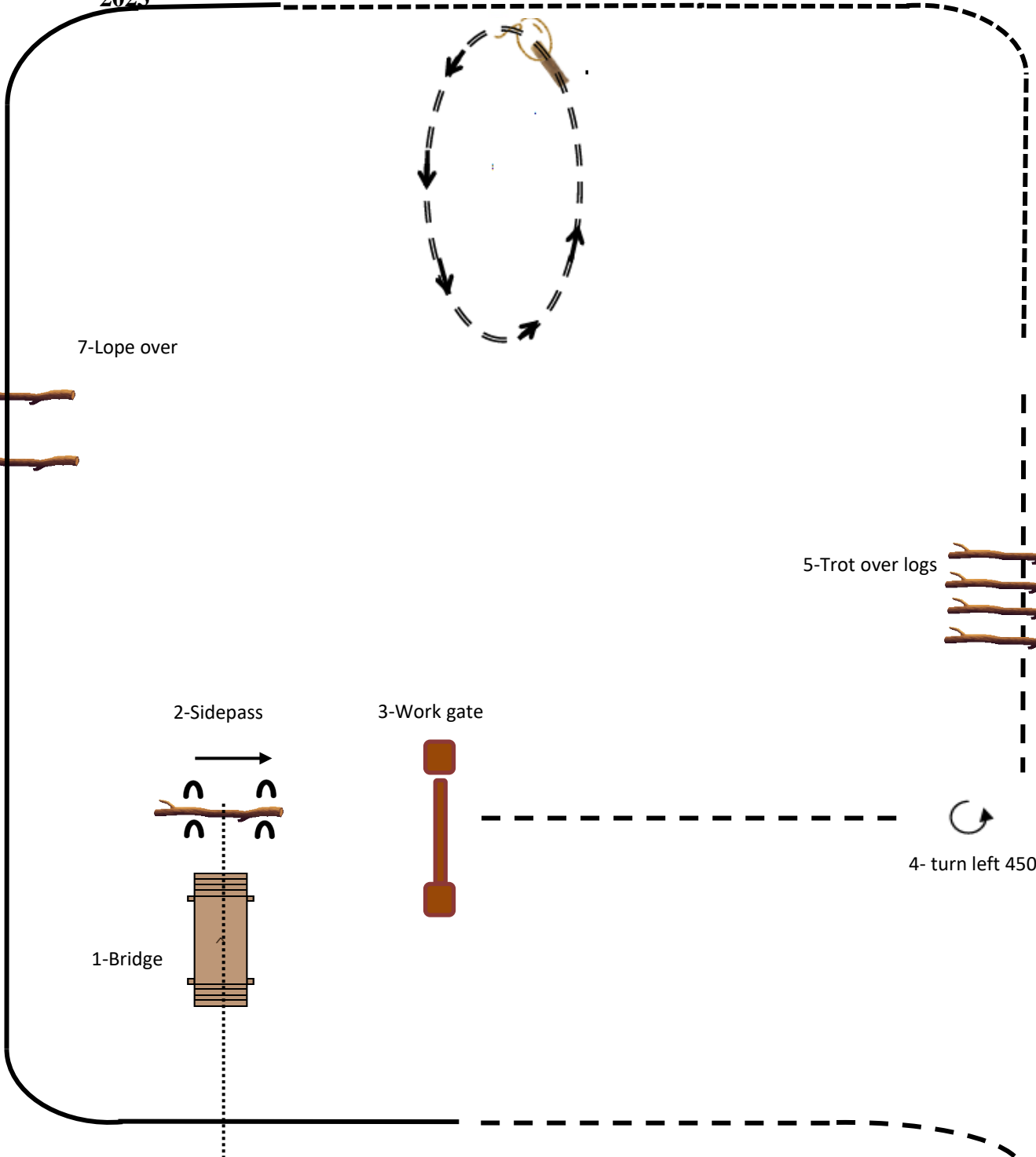
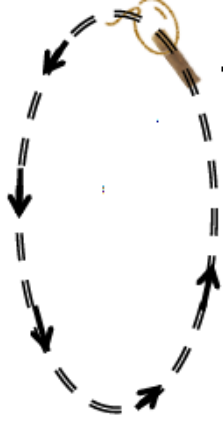

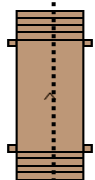
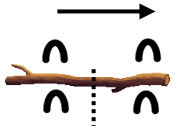
4- turn left 45°

1-Bridge

8-Backup through logs

9- turn right 180°

- 1- Walk over bridge
- 2- Sidepass over log
- 3- Work gate
- Trot to 4
- 4- Turn left 45°
- 5- Trot over logs
- Stop and walk
- 6- Drag
- 7- Lope over logs.
- Trot to 8
- 8- Backup through logs
- 9- Turn 180° and trot to exit



2023

6-Put down

6-Pick up

7-Lope over

5-Trot over logs

2-Sidepass

3-Work gate

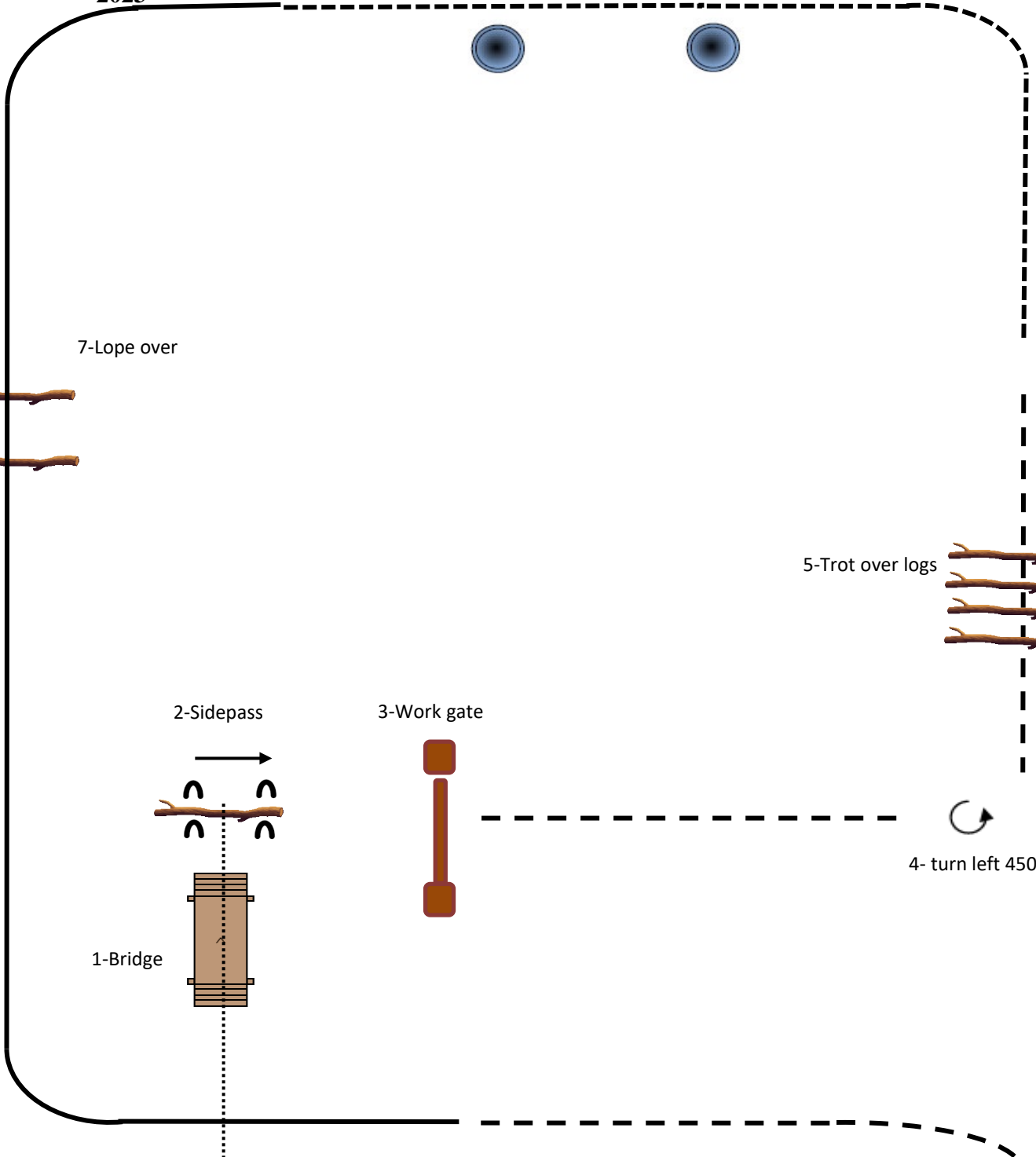

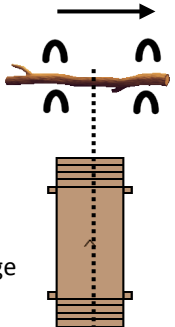
4- turn left 45°

1-Bridge

8-Backup through logs

9- turn right 180°

- 1- Walk over bridge
- 2- Sidepass over log
- 3- Work gate
- Trot to 4
- 4- Turn left 45°
- 5- Trot over logs
- Stop and walk
- 6- Pick up & Put down
- 7- Lope over logs.
- Trot to 8
- 8- Backup through logs
- 9- Turn 180° and trot to exit



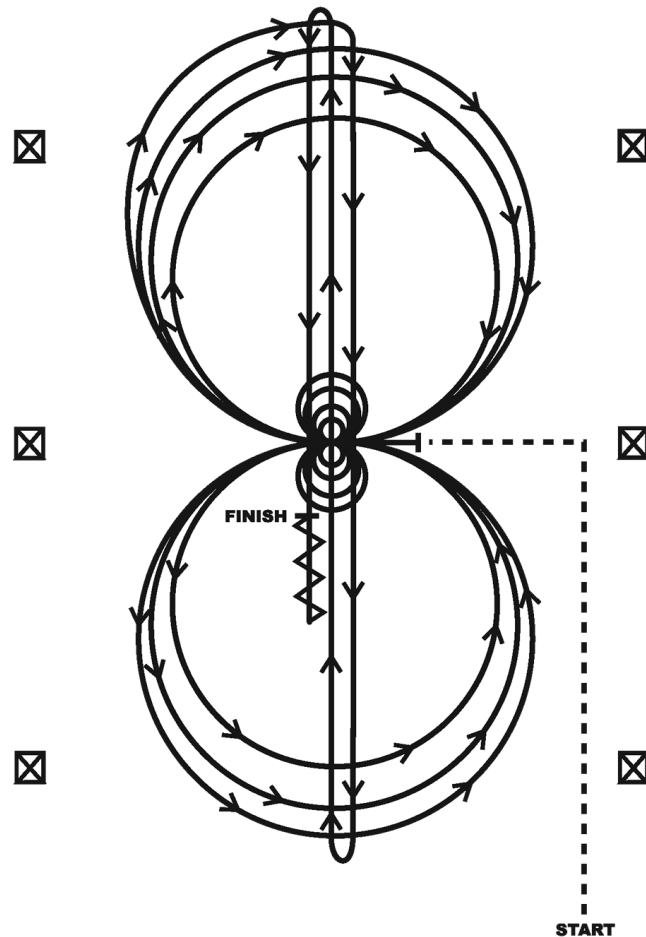


# Luxembourg International Championship 2023

## Reining (All-Breed, Youth)

Show Date: 9-11 June 2023

### REINING PATTERN II



Horses must jog to the center of the arena. Horses must walk or stop prior to starting the pattern. Beginning at the center of the arena facing the left wall or fence.

1. Complete four spins to the left. Hesitate.
2. Complete four spins to the right. Hesitate.
3. Beginning on the right lead complete three circles to the right; the first circle small and slow; the next two circles large and fast. Change leads at the center of the arena.
4. Complete three circles to the left; the first circle small and slow; the next two circles large and fast. Change leads at the center of the arena.
5. Begin a large circle to the right, but do not close this circle. Run down the center of the arena past the end marker and do a right rollback—no hesitation.
6. Run up the middle to the opposite end of the arena past the end marker and do a left rollback—no hesitation.
7. Run past the center marker and do a sliding stop. Back up to the center of the arena or at least ten feet (three meters). Hesitate to demonstrate completion of the pattern.