



„Wenden Classic“

EWU A/Q + C Turnier

EWU Niedersachsen CUP

H&D Trophy 2019

26.April bis 30. April 2019

Vorläufiger Zeitplan und Patternliste

vorläufiger Ablaufplan „Wenden Classic“ EWU A/Q + C Turnier
EWU Niedersachsen CUP/H&D Trophy 2019
26. April bis 30. April 2019

Freitag 26.04.2019				Sonntag Teil 2 / 28.04.2019			
Öffnung der Meldestelle/Beginn nach Zeitplan				Öffnung der Meldestelle/Beginn nach Zeitplan			
Beginn Paid Warm Up ca. 11.00 Uhr				C - LK 5 WHS	Western Horsemanship	6	09:20
PWU	Paid Warm Up Pleasure	13	10:30	C - LK 4 A WHS	Western Horsemanship	18	09:40
PWU	Paid Warm Up Trail	26	11:30	C - LK 4 B WHS	Western Horsemanship	5	10:20
C - LK 5 A TH	Trail (YEHP-Trophy) zusammen m. LK 5 B			A - LK 3 A WHS	Western Horsemanship	22	10:45
C - LK 5 TH	Trail (YEHP-Trophy)	6	14:30	A - LK 3 B WHS	Western Horsemanship	5	11:40
C - LK 4 A TH	Trail (YEHP-Trophy)	8	15:00	A - LK 2 B WHS	Western Horsemanship zusammen m. LK 1 B		
C - LK 4 B TH	Trail (YEHP-Trophy)	4	15:20	A - LK 1/2 B WHS	Western Horsemanship	11	12:00
A - LK 3 A TH	Trail (YEHP-Trophy)	17	15:40	AQ - Q LK 2/1 B WHS	Qualifikationsklasse Western Horsemanship	14	12:30
A - LK 2 A sen TH	Senior Trail (YEHP-Trophy)	11	16:40	Mittagspause 30 Minuten			
A - LK 1 A sen TH	Senior Trail (YEHP-Trophy)	12	17:10	C - LK 5 A WPL	Western Pleasure zusammen m. LK 4 A		
A - JUPF TH 4j	Jungpferde Trail 4 jährig	13	17:40	C - LK 5 B WPL	Western Pleasure zusammen m. LK 4 B		
A - JUPF TH 5j	Jungpferde Trail 5 jährig	13	18:40	C - LK 4/5 A WPL	Western Pleasure	21	13:40
PWU	Paid Warm Up Reining/RR o.ä. jew. 5 Min.	15	19:30	C - LK 4/5 B WPL	Western Pleasure	6	14:10
Samstag 27.04.2019				A - LK 3 A WPL	Western Pleasure	24	14:30
Öffnung der Meldestelle/Beginn nach Zeitplan				A - LK 3 B WPL	Western Pleasure	5	15:20
A - LK 3 A SSH	Showmanship at Halter	10	08:00	A - LK 2 B WPL	Western Pleasure zusammen m. LK 1 B		
A - LK 2 A SSH	Showmanship at Halter	6	08:20	A - LK 1/2 B WPL	Western Pleasure	6	15:40
A - LK 1 A SSH	Showmanship at Halter	7	08:45	AQ - Q LK 2/1 B WPL	Qualifikationsklasse Western Pleasure	7	16:00
A - LK 3 B SSH	Showmanship at Halter zusammen m. LK 1/2			C - LK 1 - 5	Pole Bending	2	16:20
A - LK 2 B SSH	Showmanship at Halter zusammen m. LK 1/2			C - LK 1 - 5	Barrel Race	2	16:40
A - LK 1-3 B SSH	Showmanship at Halter	7	09:00	C - LK 5 A RR	Ranch Riding zusammen m. LK 5 B		
WT B Pleasure	Walk Trot Pleasure (Jugend)	4	09:20	C - LK 5 RR	Ranch Riding	4	17:00
WT A Pleasure	Walk Trot Pleasure (Erwachsene)	3	09:35	C - LK 4 A RR	Ranch Riding	21	17:15
WT B Horsemanship	Walk Trot Horsemanship (Jugend)	3	09:50	C - LK 4 B RR	Ranch Riding	5	18:00
WT A Horsemanship	Walk Trot Horsemanship (Erwachsene)	3	10:10	A - LK 3 B RR	Ranch Riding	4	18:20
WT B TH	Walk Trot Trail (Jugend)	1	10:25	A - LK 2 B RR	Ranch Riding	4	18:40
WT A TH	Walk Trot Trail (Erwachsene)	3	10:30	A - LK 1 B RR	Ranch Riding	6	19:00
A - LK 2 jun TH	Junior Trail (YEHP-Trophy) zusammen m. LK 2			AQ - Q LK 2/1 B RR	Qualifikationsklasse Ranch Riding	18	19:20
A - LK 1/2 jun TH	Junior Trail (YEHP-Trophy)	11	10:50	A - LK 3 A RR	Ranch Riding	24	20:00
A - LK 3 B TH	Trail (YEHP-Trophy)	5	11:30	Montag 29.04.2019			
A - LK 2 B TH	Trail (YEHP-Trophy) zusammen m. LK 1			Öffnung der Meldestelle/Beginn nach Zeitplan			
A - LK 1/2 B TH	Trail (YEHP-Trophy)	8	11:45	AQ - Q LK 2/1 A sen TH	Qualifikationsklasse Senior Trail	30	07:00
AQ - Q LK 2/1 B TH	Qualifikationsklasse Trail	13	12:20	AQ - Q LK 2/1 jun TH	Qualifikationsklasse Junior Trail	11	08:40
Mittagspause 30 Minuten				A LK 1-3 H&D TH	Horse & Dog Trail	0	09:40
FZ Jugend	Führzügelklasse (Jugend) entfällt	3	13:30	C - LK 3-5 H&D TH	Horse & Dog Trail	1	09:50
FZ Erwachsene	Führzügelklasse (Erwachsene)			AQ - Q LK 1/2 H&D TH	Horse & Dog Trail	7	10:00
A - LK 3 A WR	Western Riding zusammen m. LK 3 B			AQ - Q LK 2/1 jun WPL	Qualifikationsklasse Junior Western Pleasure	9	10:40
A - LK 3 WR	Western Riding	4	13:50	AQ - Q LK 2/1 A sen WPL	Qualifikationsklasse Senior Western Pleasure	18	11:00
A - LK 2 jun WR	Junior Western Riding entfällt			YOUNGSTARS	YOUNGSTARS All Around Challenge	5	11:30
A - LK 1 jun WR	Junior Western Riding zusammen m. 1 A Sen.			A - LK 2 jun RR	Junior Ranch Riding zusammen m. LK 1		
A - LK 2 A sen WR	Senior Western Riding	4	14:20	A - LK 1/2 jun RR	Junior Ranch Riding	8	12:00
A - LK 1 WR (Junior Pattern)	Western Riding	11	14:40	A - LK 2 A sen RR	Senior Ranch Riding	23	12:25
AQ - Q LK 2/1 WR	Qualifikationsklasse Junior Western Riding	4	15:30	A - LK 1 A sen RR	Senior Ranch Riding	16	13:20
AQ - Q LK 2/1 A sen WR	Qualifikationsklasse Senior Western Riding	14	15:50	Mittagspause 30 Minuten			
A - LK 2 B WR	Western Riding entfällt			AQ - Q LK 2/1 A sen RR	Qualifikationsklasse Senior Ranch Riding	42	15:00
A - LK 1 B WR	Western Riding zusammen m. 1 WR			AQ - Q LK 2/1 jun RR	Qualifikationsklasse Junior Ranch Riding	11	17:00
AQ - LK 2/1 B WR	Qualifikationsklasse Western Riding	4	16:50	YOUNGSTARS Reining	YOUNGSTARS Reining	4	17:50
A - LK 2 jun WPL	Junior Western Pleasure zusammen m. LK 1			A - LK 2 B RN	Reining zusammen m. LK 1 B		
A - LK 1/2 jun WPL	Junior Western Pleasure	7	17:10	A - LK 1/2 B RN	Reining	5	18:10
A - JUPF RN 4j	Jungpferde Reining 4 jährig	13	17:30	AQ - Q LK 2/1 B RN	Qualifikationsklasse Reining	6	18:40
A - JUPF RN 5j	Jungpferde Reining 5 jährig	4	18:20	Dienstag 30.04.2019			
C - LK 4 A RN	Reining	2	18:40	Öffnung der Meldestelle/Beginn nach Zeitplan			
C - LK 4 B RN	Reining entfällt			A - JUPF BA 4j	Jungpferde Basis 4 jährig	18	07:00
A - LK 3 A RN	Reining zusammen m. LK 3 B			A - JUPF BA 5j	Jungpferde Basis 5 jährig	11	08:30
A - LK 3 RN	Reining	10	19:00	A - LK 2 A WHS	Western Horsemanship	18	09:20
Anschließend Welcome Party				A - LK 1 A WHS	Western Horsemanship	14	10:00
Sonntag 28.04.2019				AQ - Q LK 2/1 A WHS	Qualifikationsklasse Western Horsemanship	35	10:40
Öffnung der Meldestelle/Beginn nach Zeitplan				A - LK 2 jun RN	Junior Reining zusammen m. LK 1 jun		
C - LK 5 A SSH	Showmanship at Halter zusammen m. LK 5 B			Mittagspause 30 Minuten			
C - LK 5 SSH	Showmanship at Halter	4	07:00	A - LK 1/2 jun RN	Junior Reining	4	13:10
C - LK 4 A SSH	Showmanship at Halter zusammen m. LK 4 B			A - LK 2 A sen RN	Senior Reining	6	13:30
C - LK 4 SSH	Showmanship at Halter	5	07:20	A - LK 1 A sen RN	Senior Reining	10	folg.
AQ - Q LK 1/2 A SSH	Qualifikationsklasse Showmanship at Halter	17	07:40	Jackpot Pleasure LK 1-3 A	Circle L Year High Point Wertung	11	folg.
AQ - Q LK 2/1 B SSH	Qualifikationsklasse Showmanship at Halter	8	08:10	Jackpot Pleasure LK 1-3 B	Circle L Year High Point Wertung	4	folg.
A - LK 2 A sen WPL	Senior Western Pleasure	10	08:30	Jackpot Pleasure LK 4-5 A	Circle L Year High Point Wertung	1	folg.
A - LK 1 A sen WPL	Senior Western Pleasure	12	08:50	Jackpot Pleasure LK 4-5 B	Circle L Year High Point Wertung	3	folg.
C - LK 5 A WHS	Western Horsemanship zusammen m. LK 5 B			AQ - Q LK 2/1 jun RN	Qualifikationsklasse Junior Reining	6	folg.
				AQ - Q LK 2/1 A sen RN	Qualifikationsklasse Senior Reining	20	folg.
				A - LK 2 B sen SUHO	Senior Superhorse zusammen m. LK 1/2		
				A - LK 1 B sen SUHO	Senior Superhorse zusammen m. LK 1/2		
				A - LK 2 A sen SUHO	Senior Superhorse zusammen m. LK 1/2		
				A - LK 1/2 sen SUHO	Senior Superhorse	10	folg.
				AQ - Q LK 2/1 B sen SUHO	Qualifikationsklasse Senior Superhorse	4	folg.
				AQ - Q LK 2/1 A sen SUHO	Qualifikationsklasse Senior Superhorse	14	folg.

Pattern

Jungpferde:

Basis 4 jährig	Pt. 3
Basis 5 jährig	Pt. 4
Trail 4 jährig	Pt. 4
Trail 5 jährig	Pt. 5
Reining 4 jährig	Pt. 1
Reining 5 jährig	Pt. 1

Youngstars:

Reining	Pt. 6
Challenge	Pt. 1

Western Riding:

LK 3 A, LK 3 B	Pt. 6
QM	Pt. 6
Q – LK 2/1 jun.	Pt. 7
LK 2 A sen	Pt. 4
Q – LK 2/1 A sen.	Pt. 2
Q – LK 2/1 B	Pt.2

Reining:

LK 4 A, LK 4 B	Pt. 14
LK 3 A, LK 3 B	Pt. 11
LK 2 B, LK 1 B	Pt. 8
Q - LK 2/1 B	Pt. 12
LK 2 jun, LK 1 jun	Pt. 4
LK 2 A sen., LK 1 A sen.	Pt. 8

Q – LK 2/1 jun

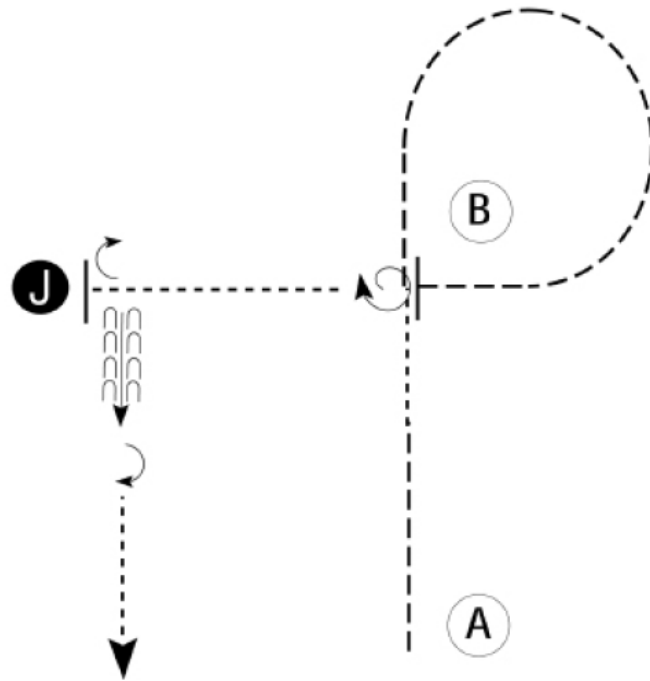
Pt. 6

Q – LK 2/1 A sen.

Pt. 10

Showmanship at Halter

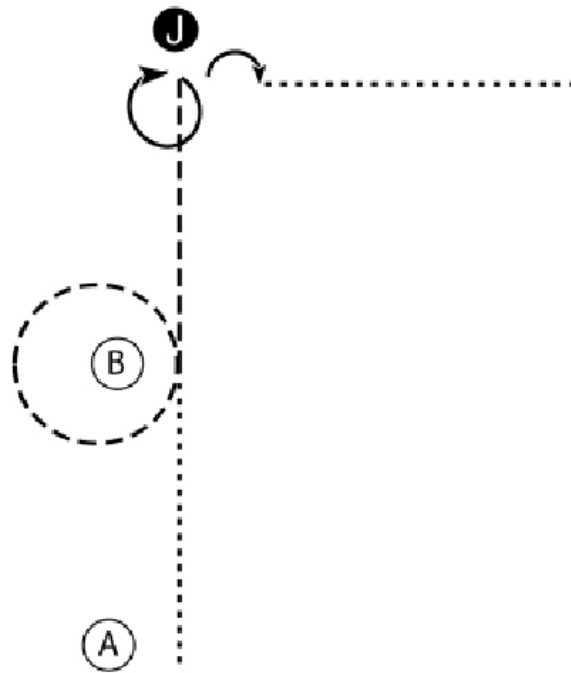
LK 3 A, LK 2 A, LK 1 A, LK 3 B, LK 2 B, LK 1 B



1. Trot halfway to B.
2. Walk two horse lengths.
3. Trot to and around B as shown.
4. Trot past B and stop. Perform a 360 degree turn.
5. Walk to judge and set up for inspection.
6. When dismissed, perform a 90 degree turn and back approximately 2 horse lengths.
7. Perform a 180 degree turn and walk straight away.

Showmanship at Halter

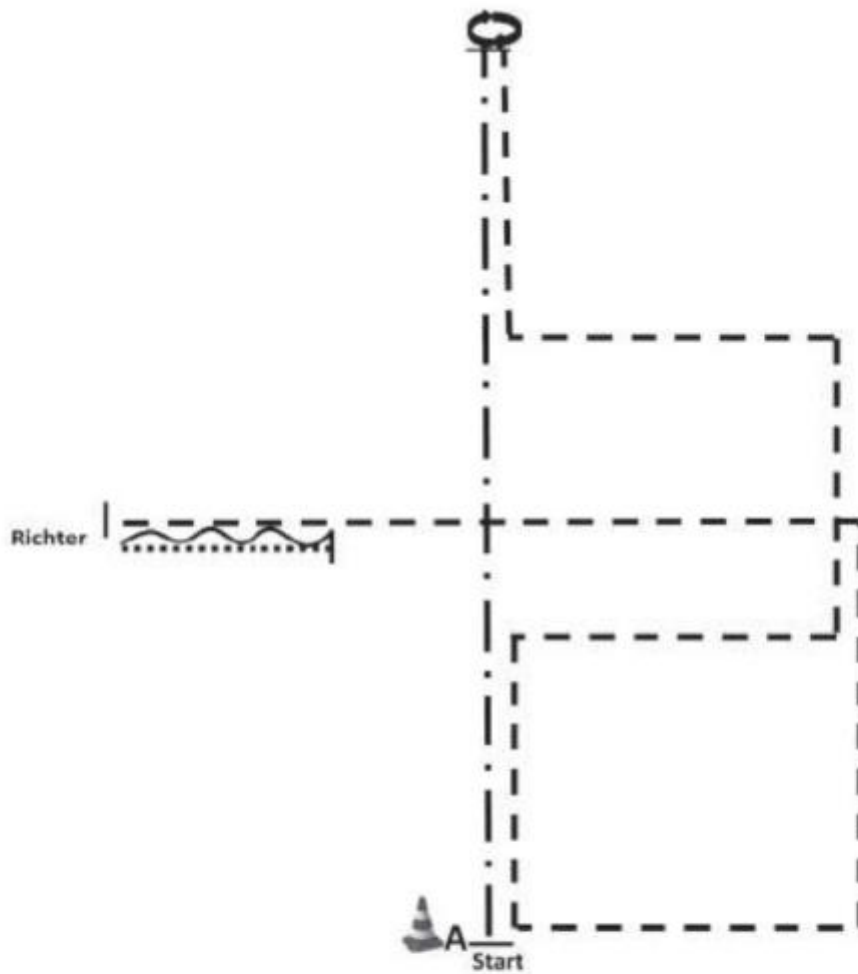
LK 5A, LK 5 B, LK 4 A, LK 4 B



1. Walk from A to B.
2. At B trot. Trot a circle around B and continue to the Judge
3. Stop and perform a 360 degree turn. Set up for inspection.
4. When dismissed perform a 90 degree turn.
5. Walk straight away from the Judge.

Showmanship at Halter

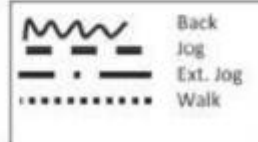
Q – LK 2/1 A, Q – LK 2/1 B



WARM UP AREA

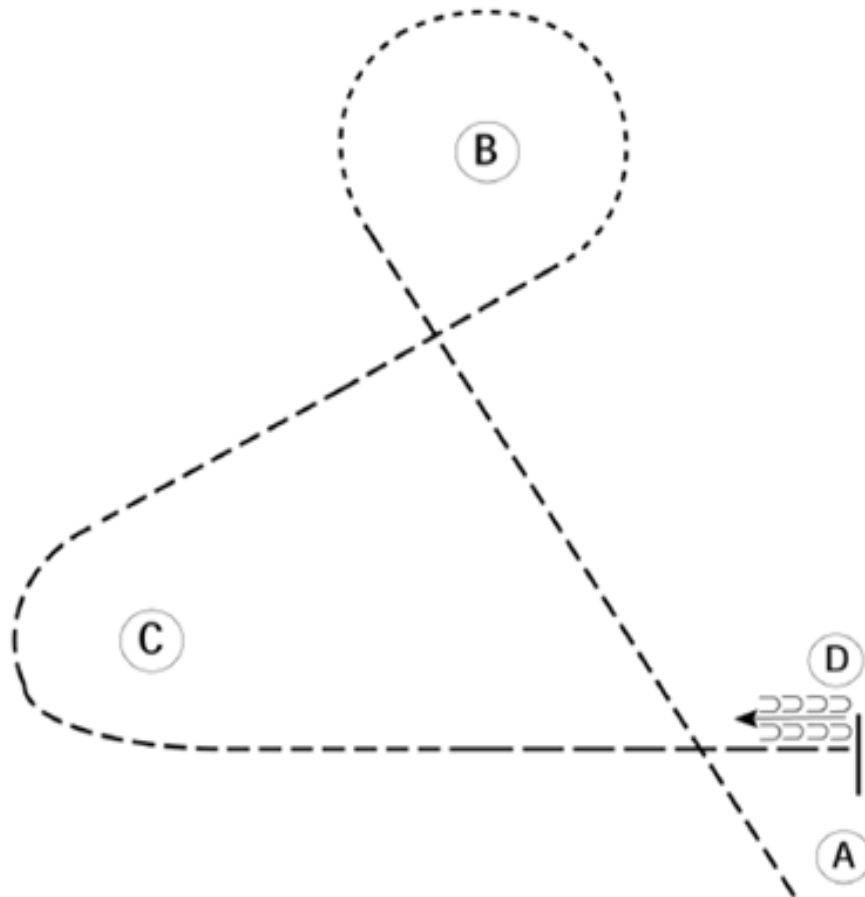
1. Aufstellung bei A, Ext. Jog, Stop.
2. HHW 540 re.
3. Jog square bis vor den Richter, Stop
4. Back, Walk bis zum Richter
5. Set up.

(beliebig abwenden) Im Jog oder Walk zur warm up area durchlaufen



Western Horsemanship

Walk Trot Jugend, Walk Trot Erwachsene



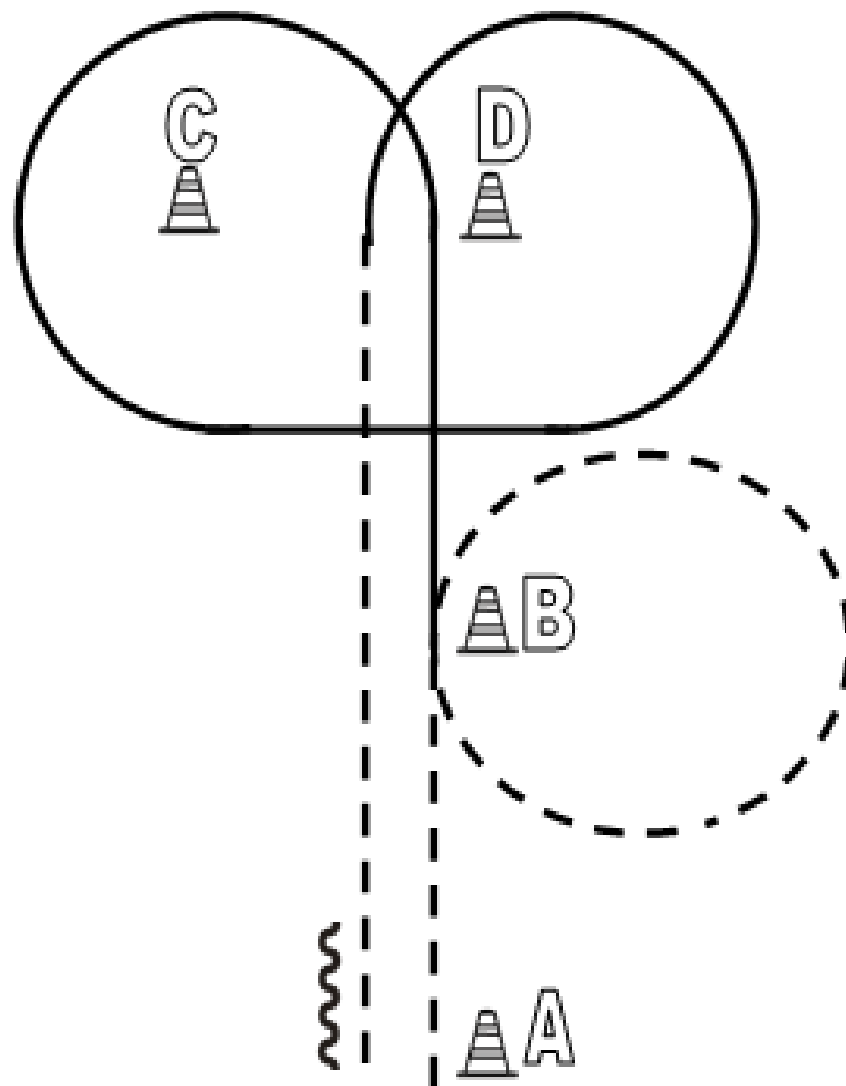
Be ready at A.

1. Jog to B.
2. At B, walk and walk around B.
3. Jog to and around C and to D.
4. Stop at D and back approximately one horse length.

Western Horsemanship

LK 5 A, LK 5 B, LK 4 A, LK 4 B

I



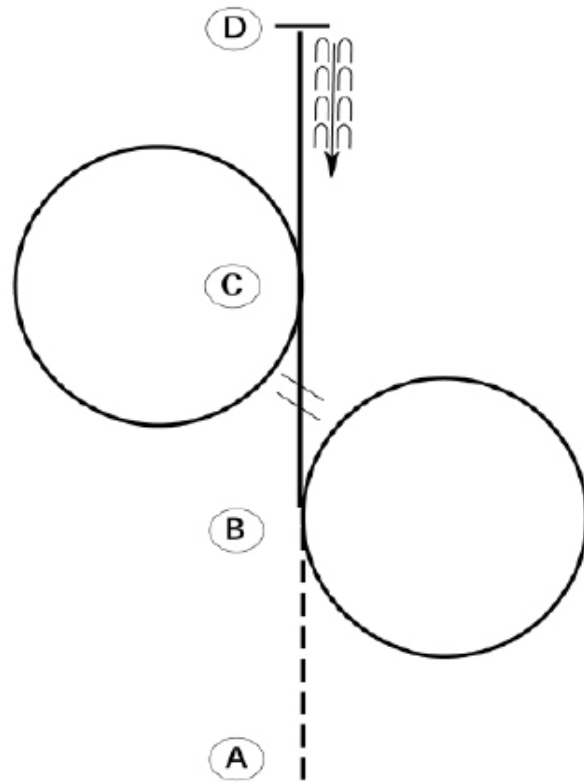
Be ready at A

1. Jog, ~~Jog~~volte
2. Lope left
3. Jog
4. Stop
5. Back up

Walk to the warmup area

Western Horsemanship

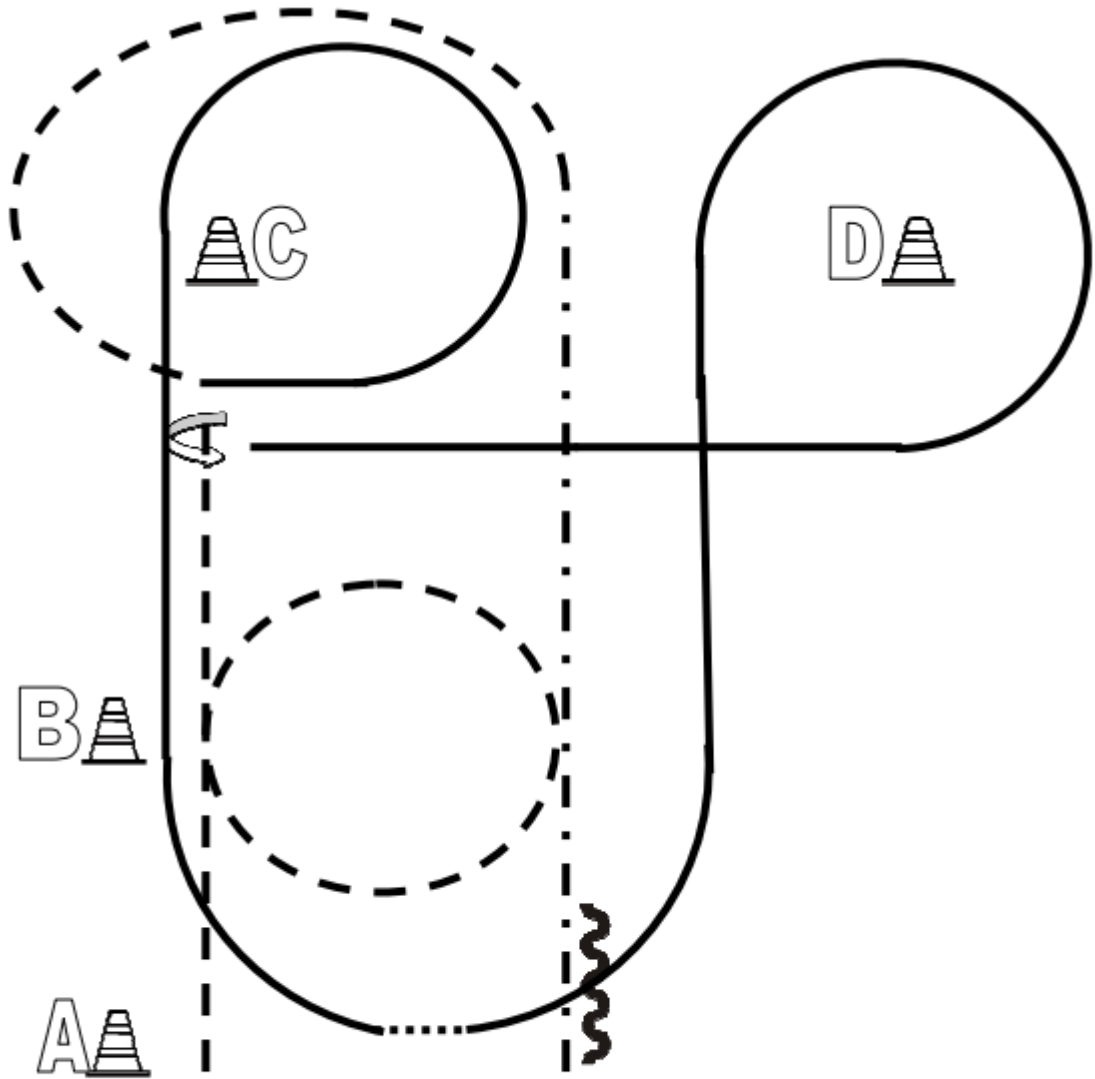
LK 3 A, LK 3 B



- Be ready at A.
1. Jog from A to B.
 2. Lope a circle to the right at B.
 3. Change leads 1/2 way between B and C.
 4. Lope a circle to the left at C.
 5. Continue to lope to D.
 6. Stop at D and back one horse length.

Western Horsemanship

LK 2 B, LK 1 B, LK 2A, LK 1 A

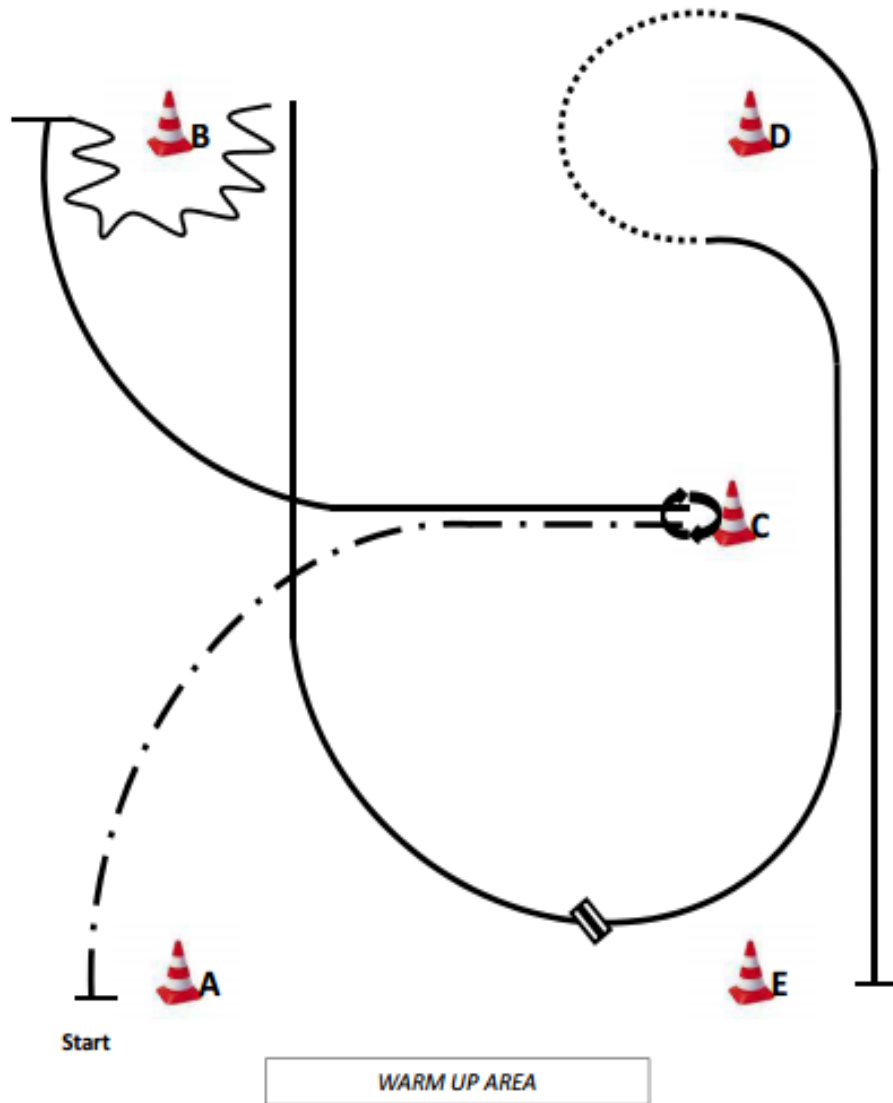


Be ready at A

1. Jog, jog a small circle, stop
2. 270° turn left
3. Lope left lead
4. Walk
5. Lope right lead
6. Jog, extended jog
7. Stop, back

Western Horsemanship

Q – LK 2/1 B, Q – LK 2/1 A



1. Be ready at A, ext. jog to C, stop, 540° turn (opt. r/l), right lope, stop
 2. Back around B, left lope, lead change, right lope.
 3. Walk, left lope to E, stop.
- Walk to warm up area.

	Back
	Lope
	Jog
	Ext. Jog
	Walk
	Lead change flying/simple

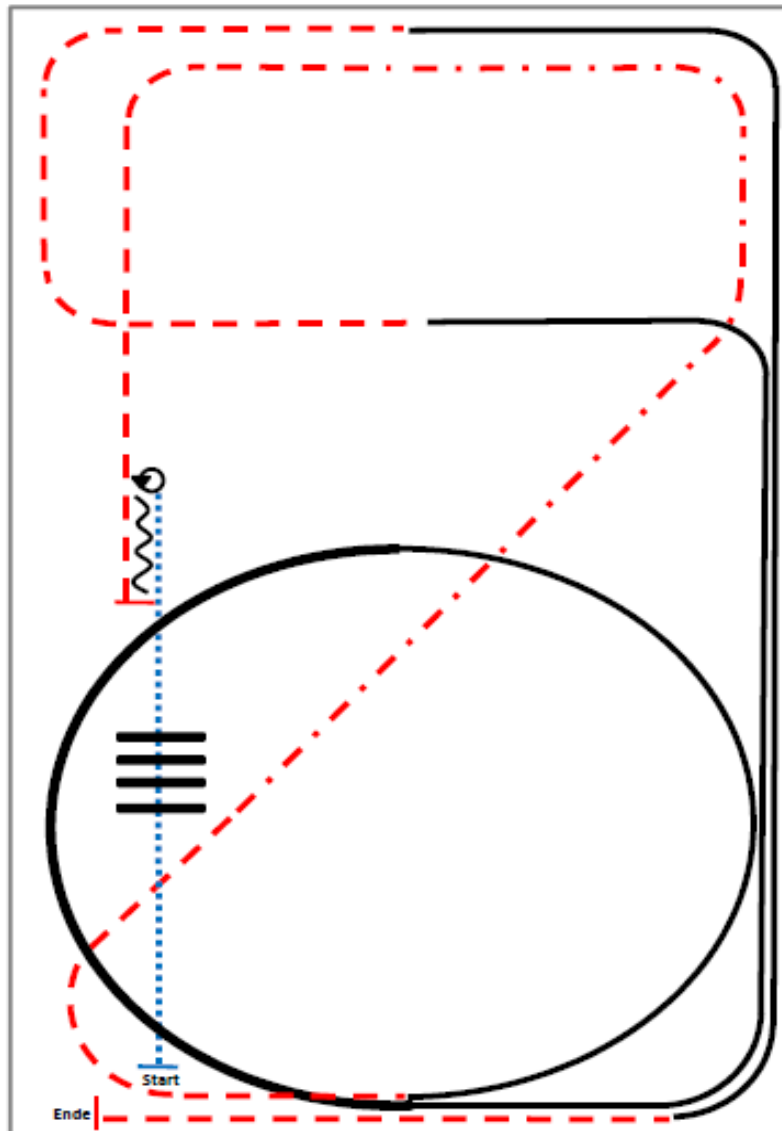
Ranch Riding

LK 5 A, LK 5 B, LK 4 A, LK 4 B

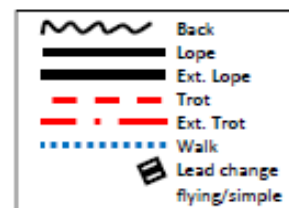


03/2017

Pattern RR 2017 #3: LK 4/5 A/B (auch für Hallen und Plätze 20x40m)



- 1) Walk.
- 2) Walk over, walk.
- 3) Stop, 360° turn left or right.
- 4) Back.
- 5) Trot.
- 6) Extended trot, trot.
- 7) Lope left lead.
- 8) Extended lope, lope.
- 9) Trot.
- 10) Lope right lead.
- 11) Trot, stop.

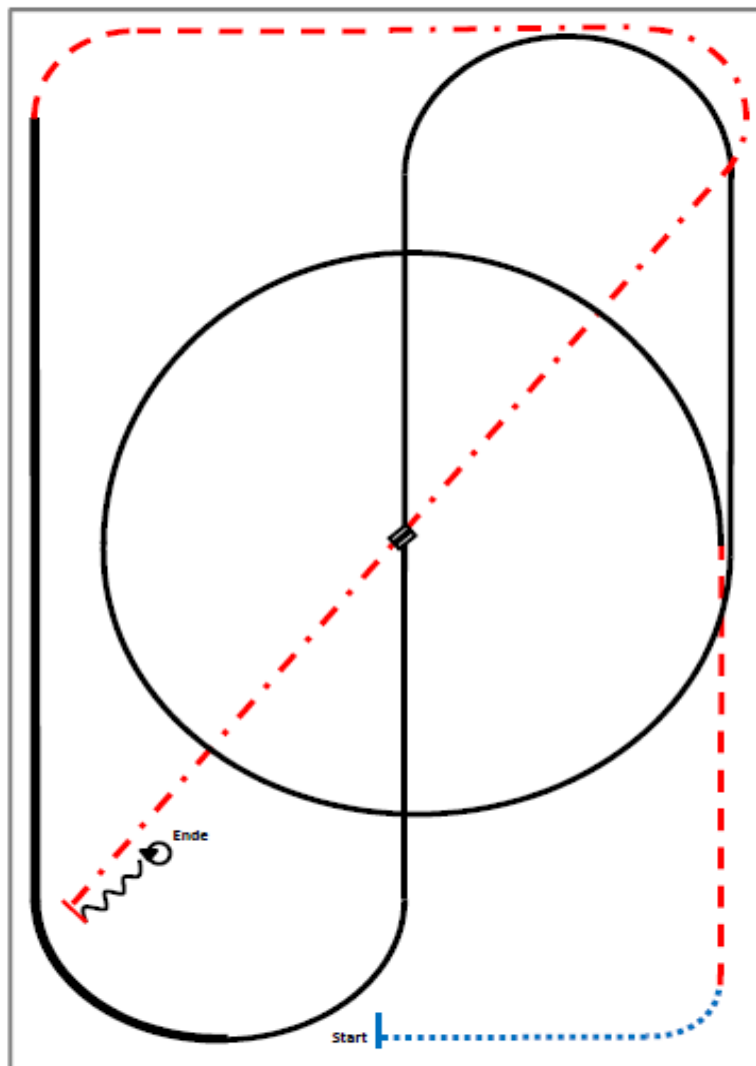


Ranch Riding

LK 3 B, LK 2 B, LK 1 B

Pattern RR 2017 #1: LK 3 A/B (auch für Hallen und Plätze 20x40m geeignet)

DFV
Deutscher Reitverband
03/2017



- 1) Walk.
- 2) Trot.
- 3) Lope left lead circle, lope.
- 4) Lead change in the center.
- 5) Lope right lead.
- 6) Extended lope.
- 7) Trot.
- 8) Extended trot.
- 9) Stop, back.
- 10) 360° turns each direction either way first.

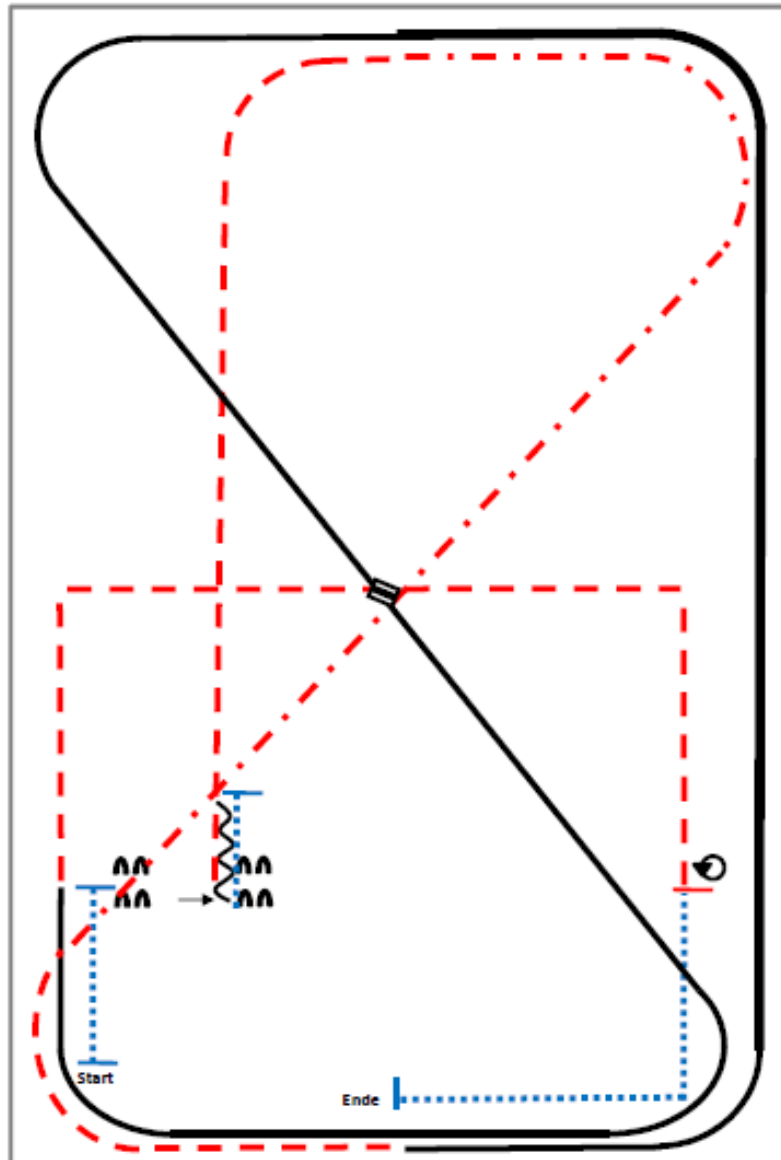
	Back
	Lope
	Ext. Lope
	Trot
	Ext. Trot
	Walk
	Lead change flying/simple

Ranch Riding

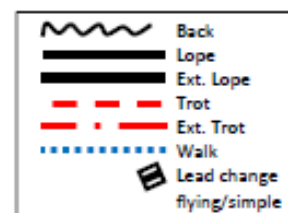
Q – LK 2/1 B, LK 3 A, Q – LK 2/1 jun.

Qualifikationspattern RR 2017 #3: LK 1/2 jun.
 (auch für Hallen und Plätze 20x40m geeignet)

DFV
 Deutscher Reitverband
 03/2017



- 1) Walk, stop.
- 2) Sidepass right.
- 3) Walk, stop, back.
- 4) Trot.
- 5) Extended trot, trot.
- 6) Lope left lead.
- 7) Extended lope, lope.
- 8) Lead change.
- 9) Lope right lead.
- 10) Trot corners.
- 11) Stop, 360° turn left or right, walk, stop.



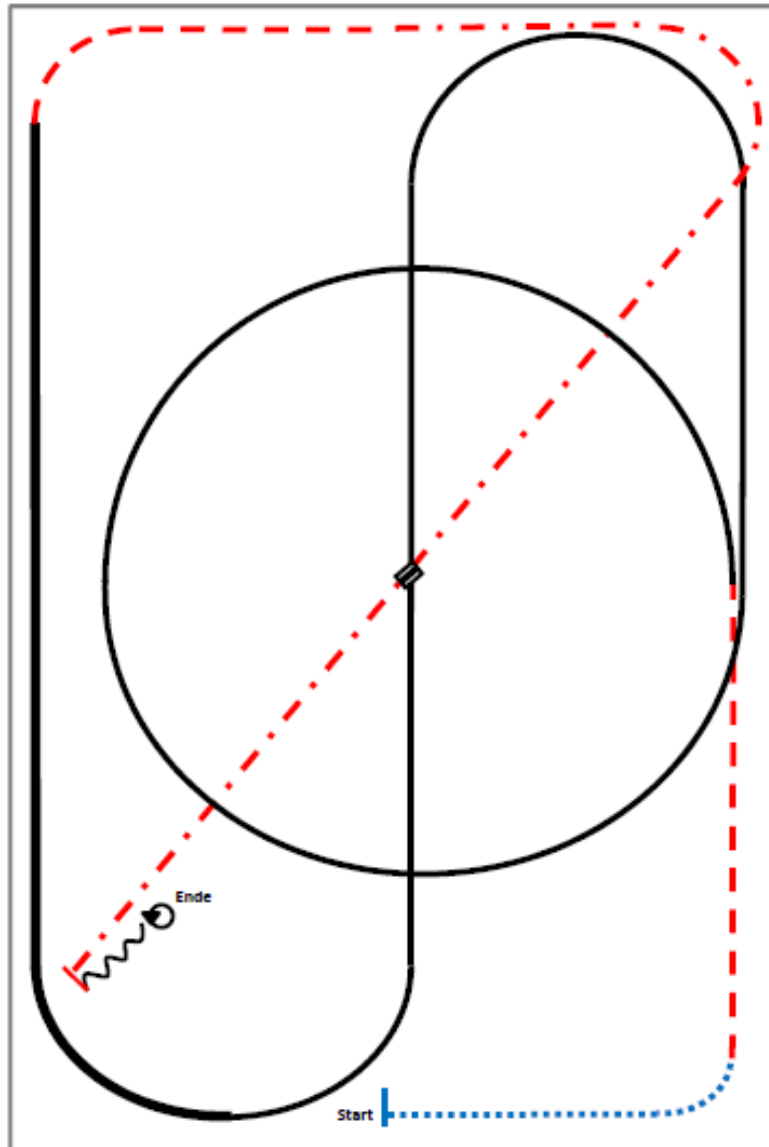
Ranch Riding

LK 2 jun., LK 1 jun.

Qualifikationspattern RR 2017 #1: LK 1/2 jun. (auch für Hallen und Plätze 20x40m geeignet)



03/2017



- 1) Walk.
- 2) Trot.
- 3) Lope left lead circle, lope.
- 4) Lead change in the center.
- 5) Lope right lead.
- 6) Extended lope.
- 7) Trot.
- 8) Extended trot.
- 9) Stop, back.
- 10) 360° turns each direction either way first.

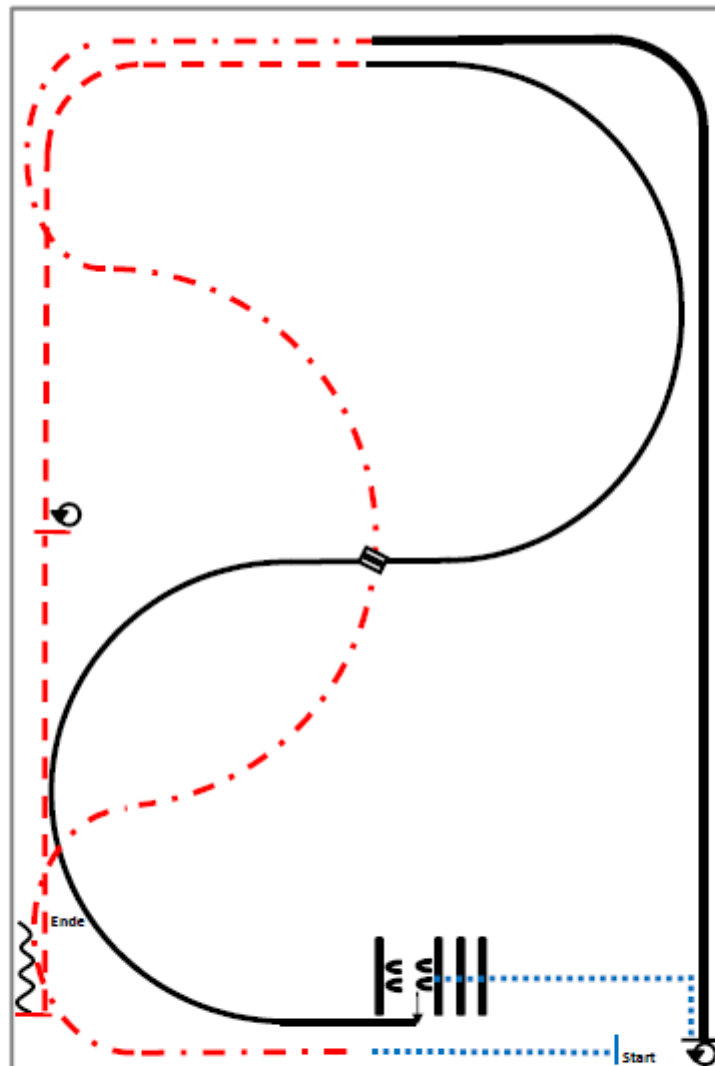
	Back
	Lope
	Ext. Lope
	Trot
	Ext. Trot
	Walk
	Lead change flying/simple

Ranch Riding

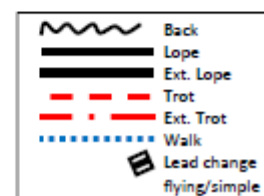
LK 2 A sen., LK 1 A sen.

Qualifikationspattern RR 2017 #6: LK 1/2 A/B sen.
(auch für Hallen und Plätze 20x40m geeignet)

DFV
Deutscher Reitverband
03/2017

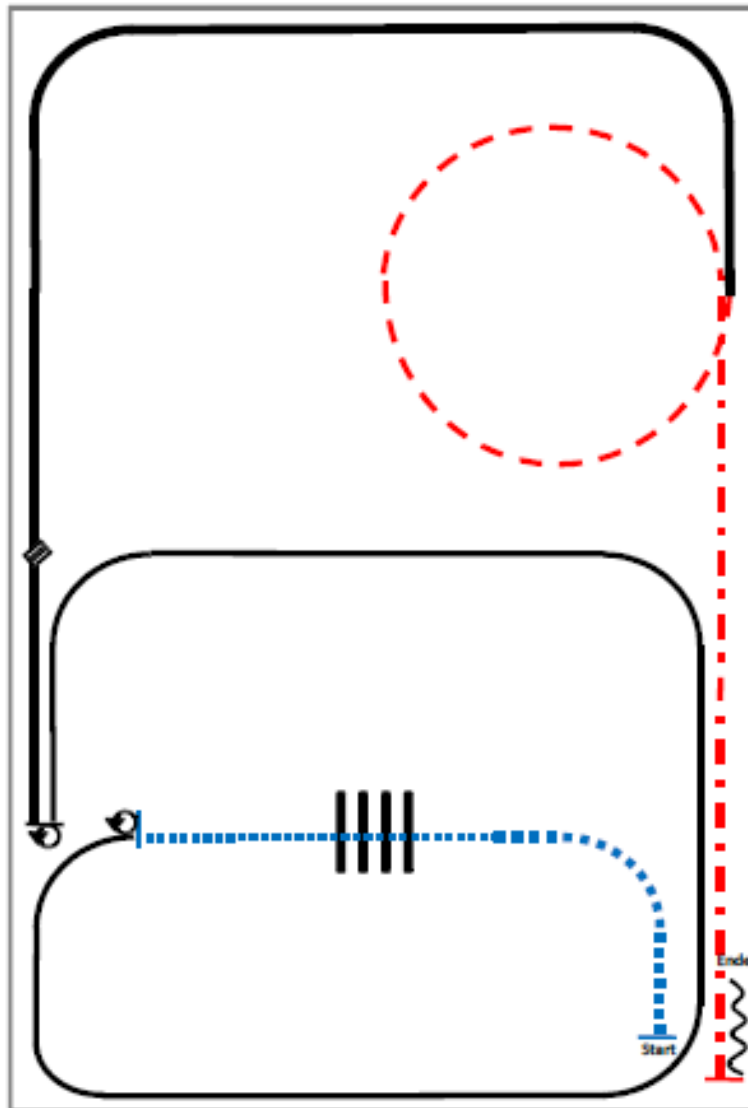


- 1) Walk.
- 2) Extended trot serpentine.
- 3) Extended lope right lead.
- 4) Stop, 180° turn right.
- 5) Walk.
- 6) Walk over, sidepass left.
- 7) Lope right lead.
- 8) Lead change.
- 9) Lope left lead.
- 10) Trot.
- 11) Stop, 360° turns each direction either way first.
- 12) Trot, stop, back.



Ranch Riding

Q – LK 2/1 A sen



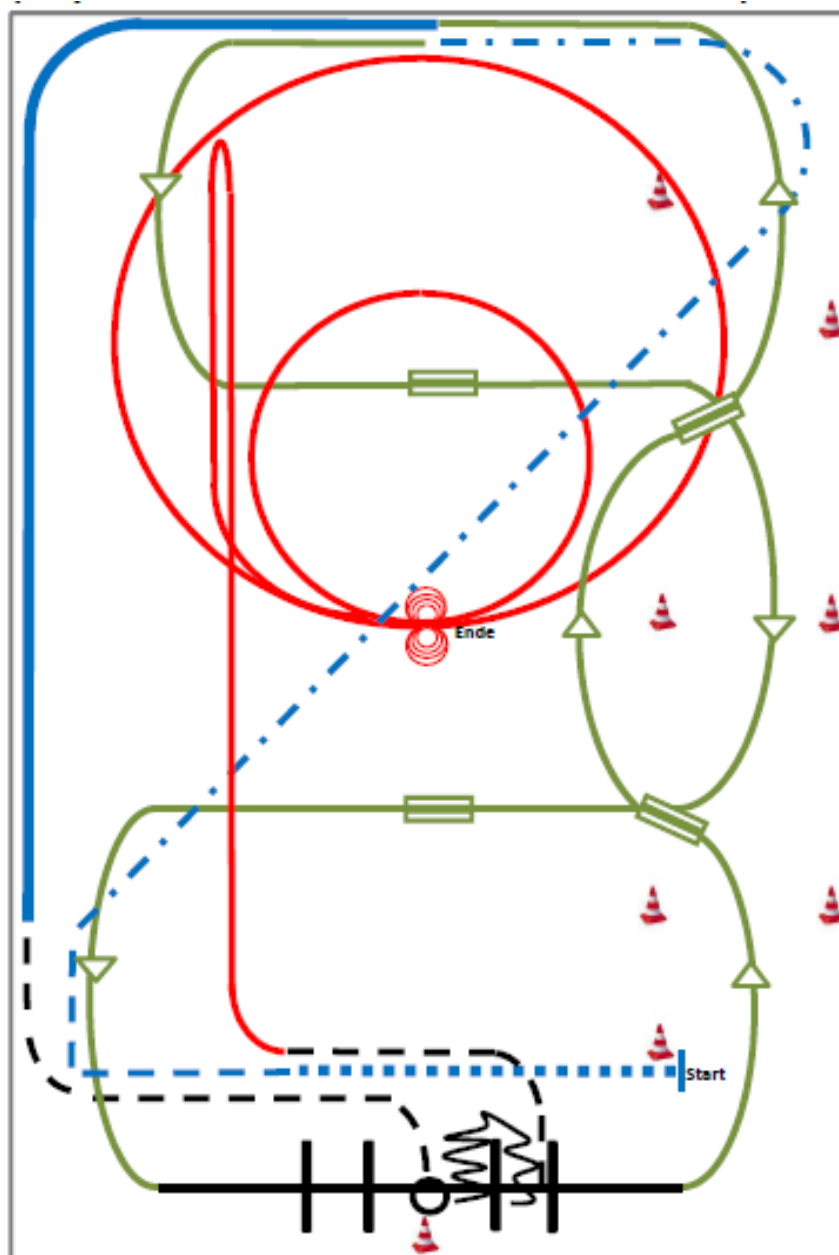
- 1) Extended walk.
- 2) Walk over, walk.
- 3) Stop, 360° turn left.
- 4) Lope left lead.
- 5) Stop, 180° turn right.
- 6) Lope left lead, lead change.
- 7) Lope right lead, extended lope.
- 8) Trot small circle.
- 9) Extended trot.
- 10) Stop, back.

Superhorse






LK 2 B sen., LK 1 B sen., LK 2 A sen., LK 1 A sen.

Superhorse

Q – LK 2/1 B sen., Q – LK 2/1 A sen.

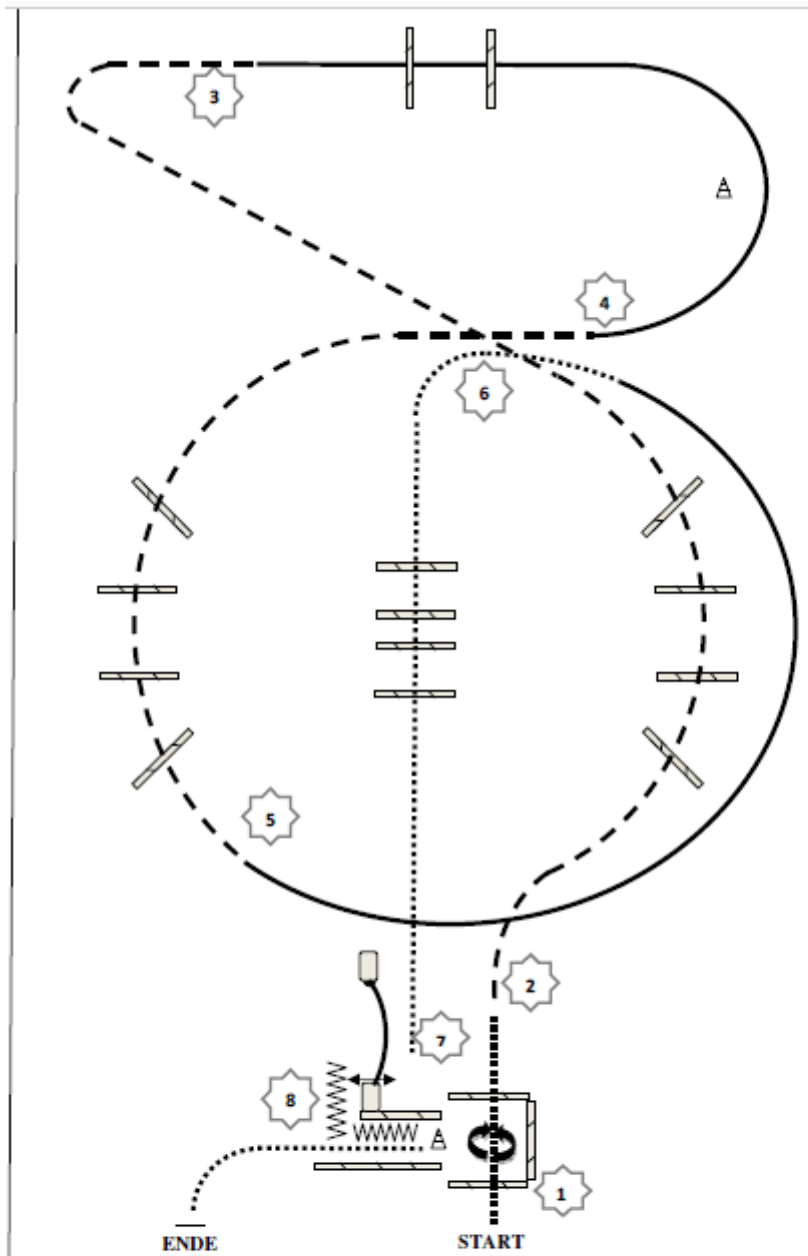


- 1) extended walk (RR)
- 2) trot, extended trot (RR)
- 3) Galoppwechsel mit Seitenwechsel (WR)
- 4) Galoppwechsel mit Seitenwechsel (WR)
- 5) lope over left lead (TH)
- 6) 2 Galoppwechsel auf der Linie (WR)
- 7) extended lope (RR)
- 8) jog, jog in, 360° turn either way (TH)
- 9) back up, jog out (TH)
- 10) Rechtsgalopp, run down entlang der langen Seite, sliding stop mind. 6m von der Bande entfernt hinter dem Mittelmarker, rollback links, kein Verharren (RN)
- 11) 2 Zirkel Galopp (links), 1 groß und schnell, 2.klein und langsam (RN)
- 12) 4 spins links, 4 spins rechts (RN)

	Back
	Lope
	Jog/Trot
	Walk
	Lead change flying/simple

Trail Horse

LK 5 A, LK 5 B, LK 4 A, LK 4 B

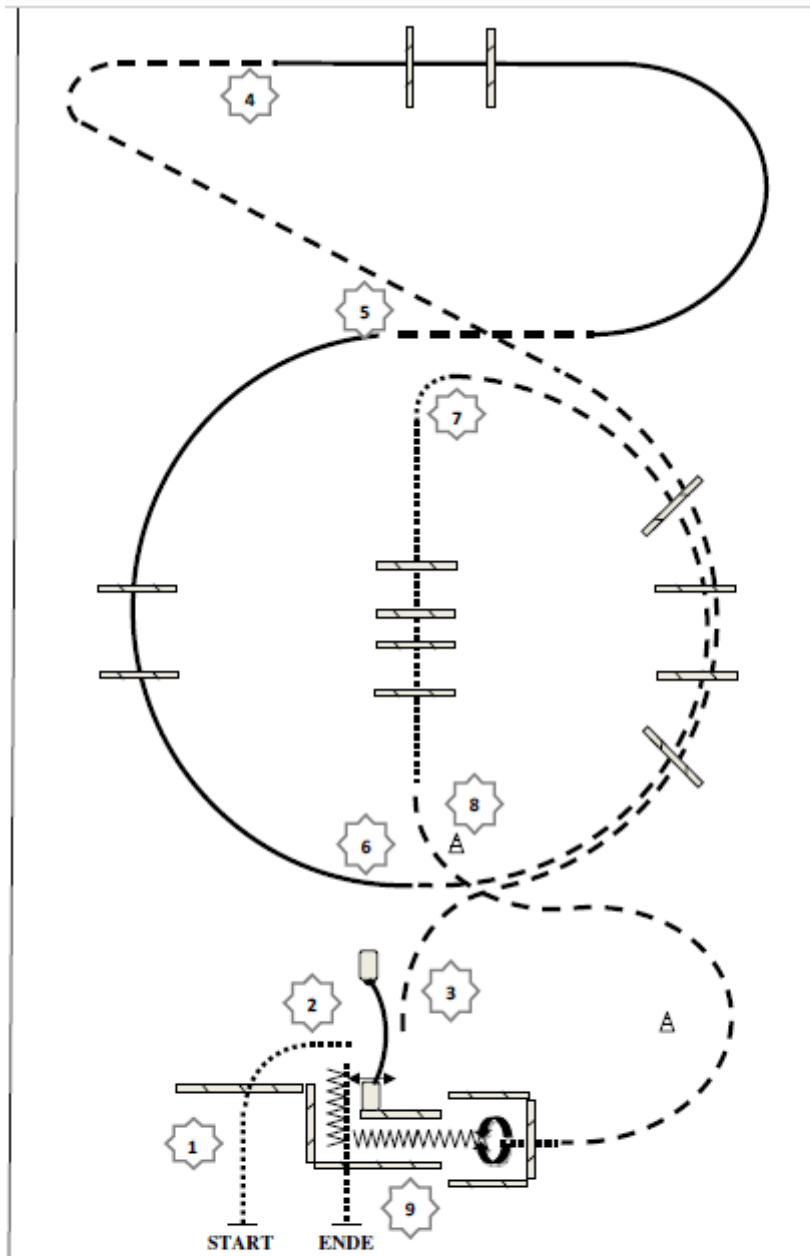


1. Walk in Box, 360° Drehung, Walk out
2. Jog over
3. Lope over
4. Jog over
5. Lope
6. Walk over
7. Seiltor
8. Back up, Walk out, Stop, Ende

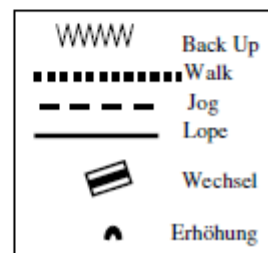
W W W W	Back Up
.....	Walk
-----	Jog
—————	Lope
▬	Wechsel
⤴	Erhöhung

Trail Horse

LK 3 A

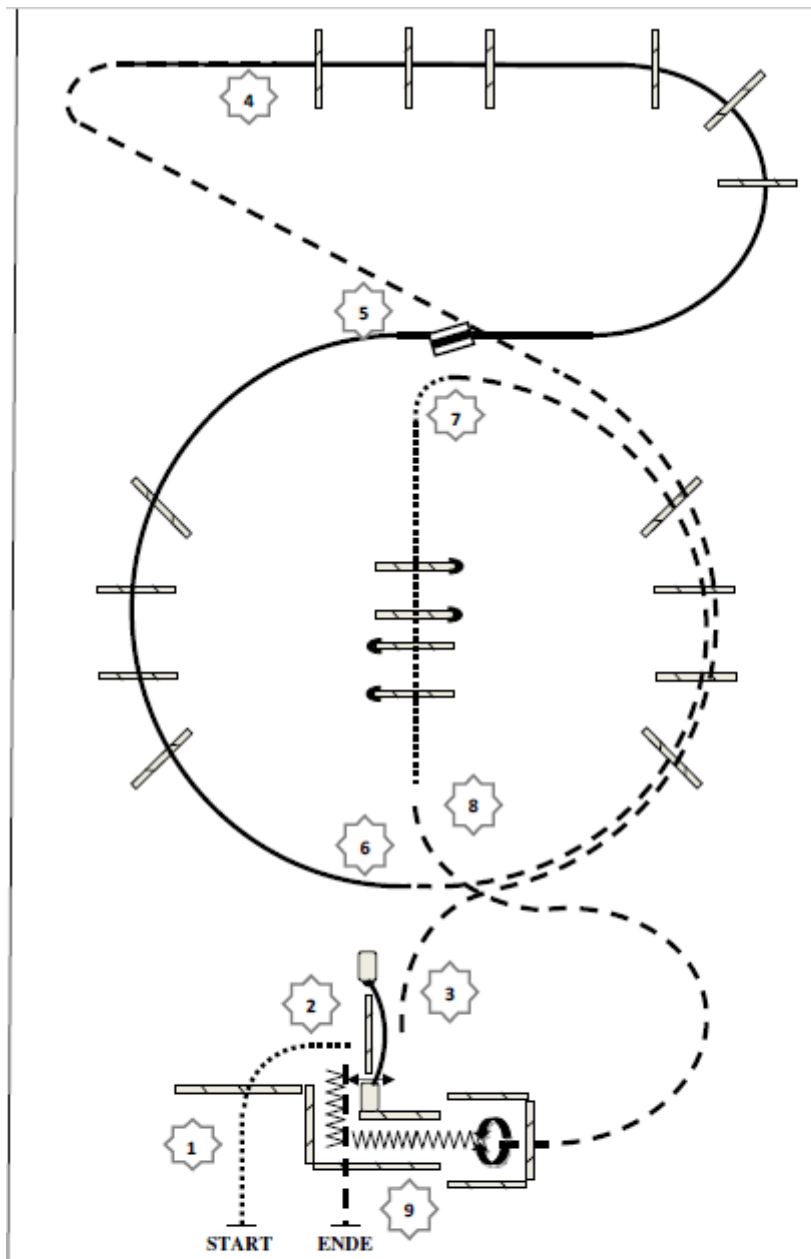


1. Walk over
2. Seiltor
3. Jog over
4. Lope over, Jog
5. Lope over
6. Jog over
7. Walk over
8. Jog, Walk in Box, 540° Drehung
9. Back up, Walk out, Stop, Ende

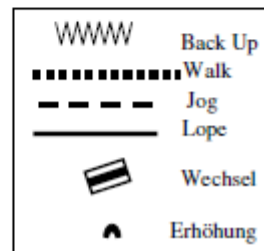


Trail Horse

LK 2 A sen., LK 1 A sen.

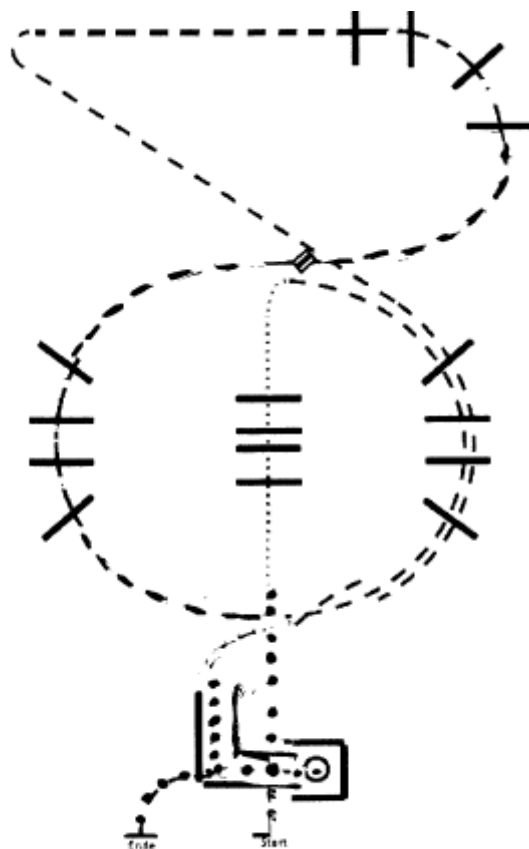


1. Walk over
2. Seiltor mit Stange
3. Jog over
4. Lope over, fliegender o. einfacher Wechsel
5. Lope over
6. Jog over
7. Walk over
8. Jog in Box, 540° Drehung
9. Back up, Jog out, Stop, Ende



Trail Horse

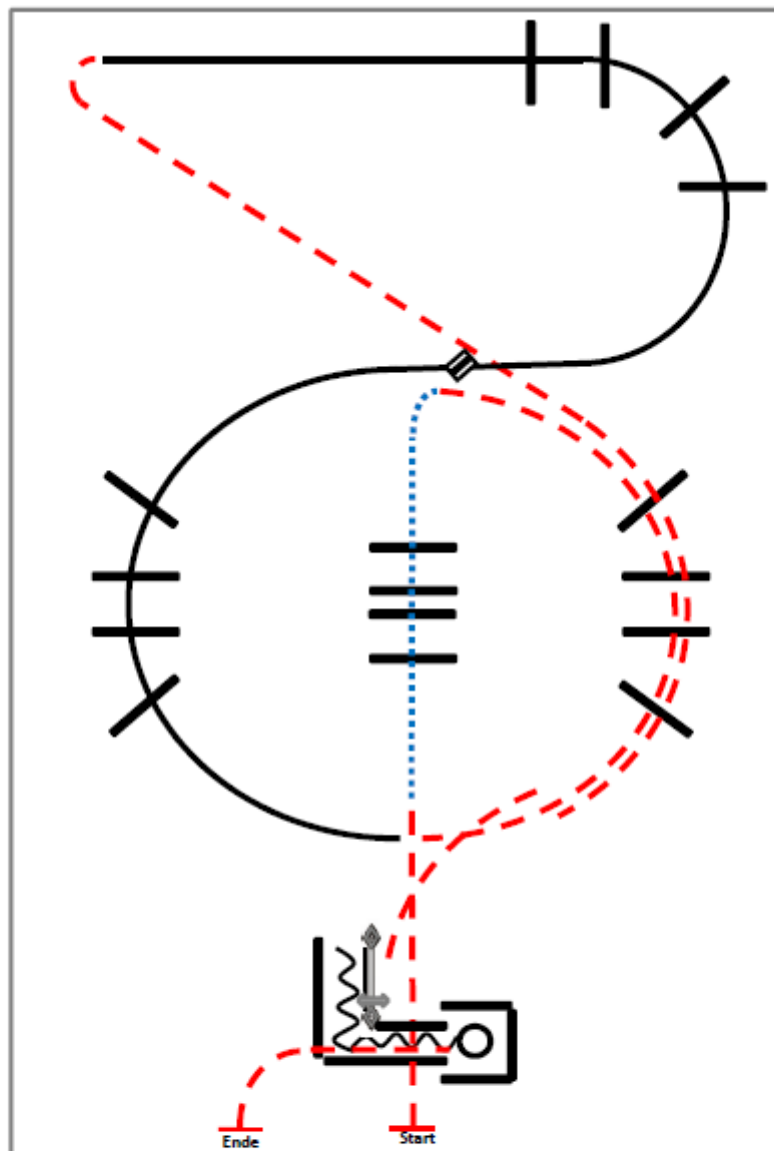
WT B, WT A



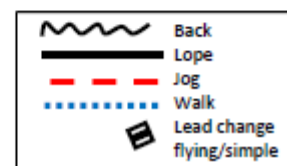
1. Walk over 2 Stangen und 4 Stangen
2. Jog over 4 Stangen und 4 Stangen
3. Jog over 4 Stangen
4. Jog over 4 Stangen
5. Walk in L
6. 180° Drehung rechts oder links
7. Walk out

Trail Horse

LK 2 jun., LK 1 jun., LK 3 B, LK 2 B, LK 1 B

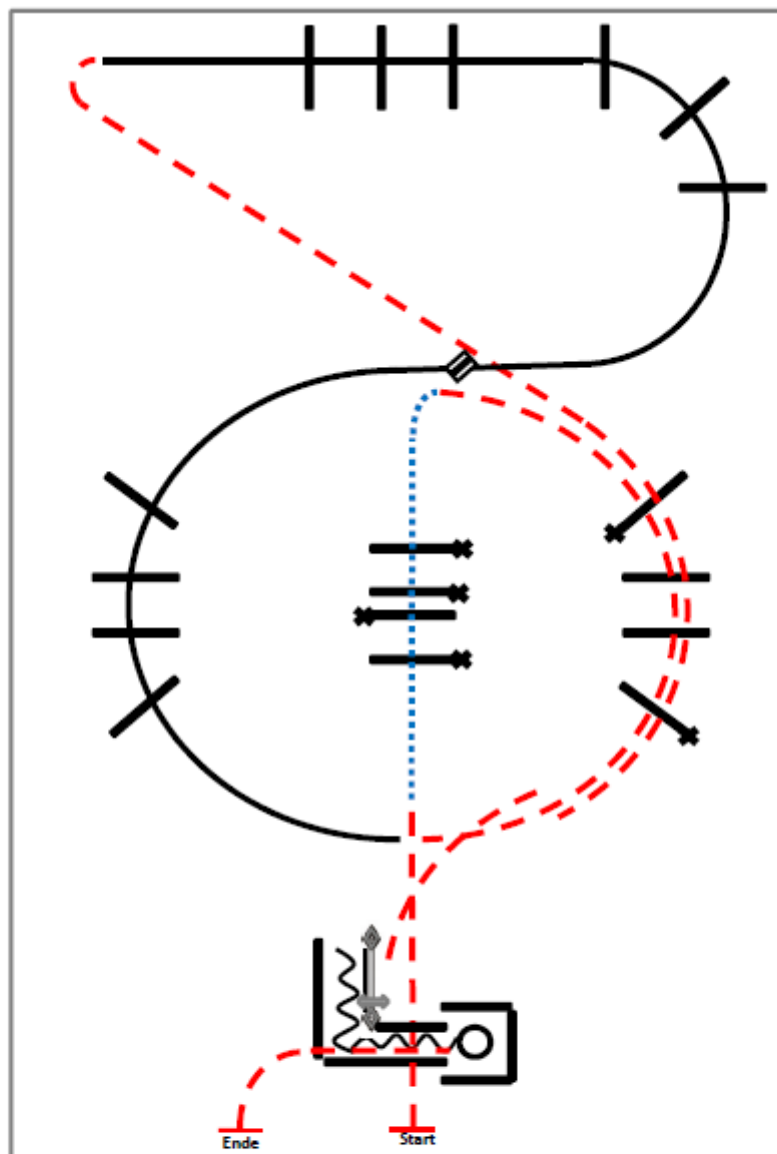


- 1) Jog over.
- 2) Walk over.
- 3) Jog over.
- 4) Lope over, lead change.
- 5) Lope over.
- 6) Jog over.
- 7) Ropegate with pole.
- 8) Back up.
- 9) Box 360 (r.o.l.), jog out, stop.

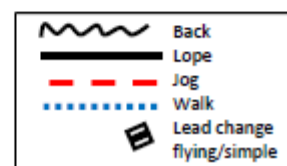


Trail Horse

Q – LK 2/1 B

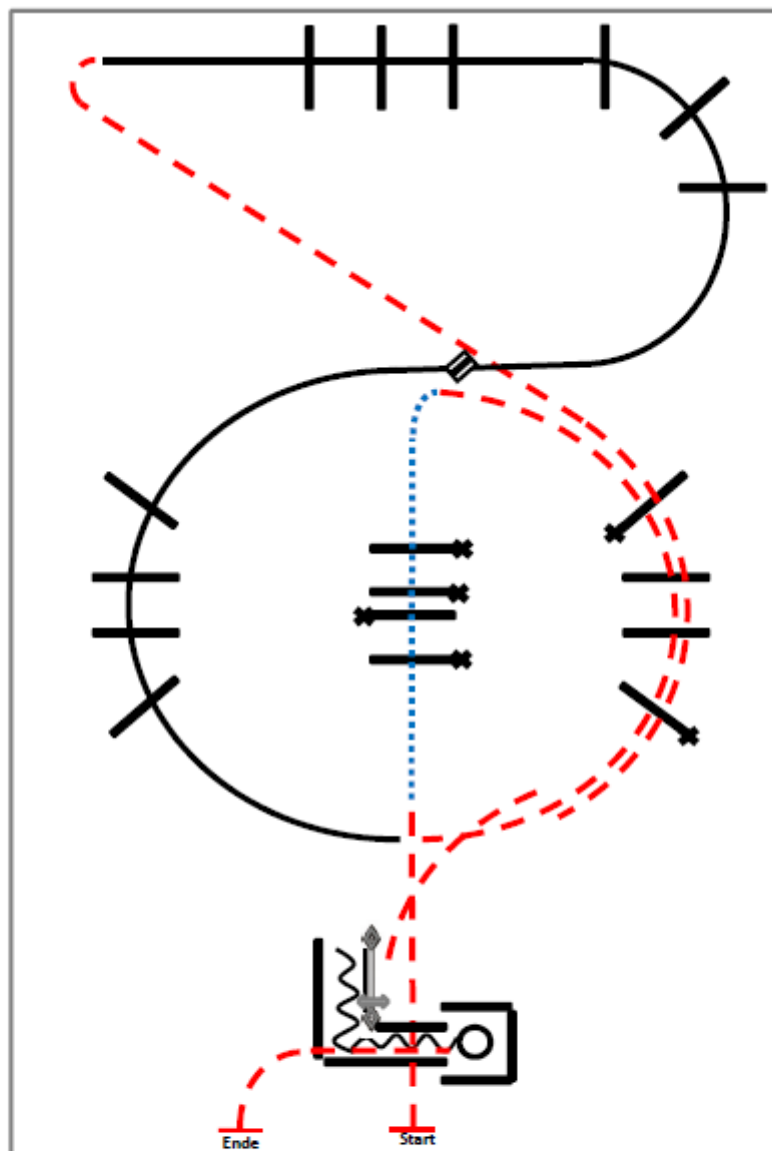


- 1) Jog over.
- 2) Walk over.
- 3) Jog over.
- 4) Lope over, lead change.
- 5) Lope over.
- 6) Jog over.
- 7) Ropegate with pole.
- 8) Back up.
- 9) Box 360 (r.o.l.), jog out, stop.

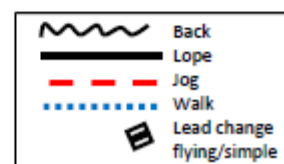


Trail Horse

Q – LK 2/1 B



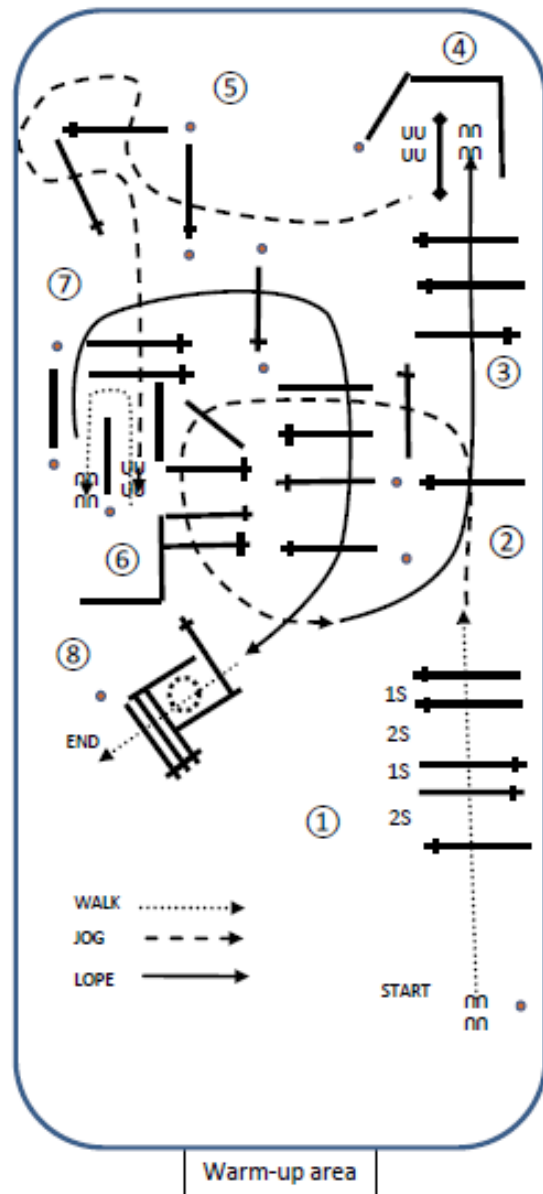
- 1) Jog over.
- 2) Walk over.
- 3) Jog over.
- 4) Lope over, lead change.
- 5) Lope over.
- 6) Jog over.
- 7) Ropegate with pole.
- 8) Back up.
- 9) Box 360 (r.o.l.), jog out, stop.



Trail Horse

Q – LK 2/1 A sen.

- 1 WALK OVERS
- 2 JOG OVERS
- 3 LL LOPE OVERS
- 4 LL LOPE TO GATE-STOP-LH OPEN GATE
WALK THRU CLOSE –JOG OUT
- 5 JOG OVERS
- 6 JOG INTO CHUTE STOP-BACK U INTO CHUTE
RL LOPE OUT
- 7 RL LOPE OVERS
- 8 BREAK TO A WALK DO NOT STOP-WALK IN BOX
360 TURN EITHER WAY-WALK OVERS
END OF PATTERN



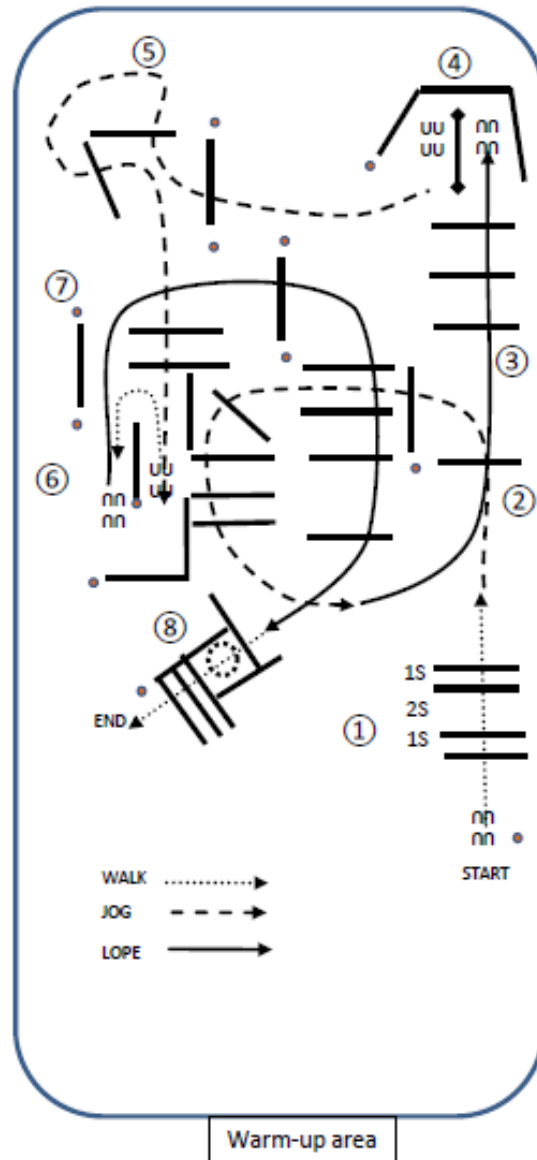
Erste Westernreiter Union
Deutschland e.V.

ANNDENNISDESIGN COPYRIGHT 2018
ALL RIGHTS RESERVED

Trail Horse

Q – LK 2/1 jun.

- 1 WALK OVERS
- 2 JOG OVERS
- 3 LL LOPE OVERS
- 4 LL LOPE TO GATE-STOP-LH OPEN GATE
WALK THRU CLOSE –JOG OUT
- 5 JOG OVERS
- 6 JOG INTO CHUTE STOP-BACK U INTO CHUTE
RL LOPE OUT
- 7 RL LOPE OVERS
- 8 BREAK TO A WALK DO NOT STOP-WALK IN BOX
360 TURN EITHER WAY-WALK OVERS
END OF PATTERN



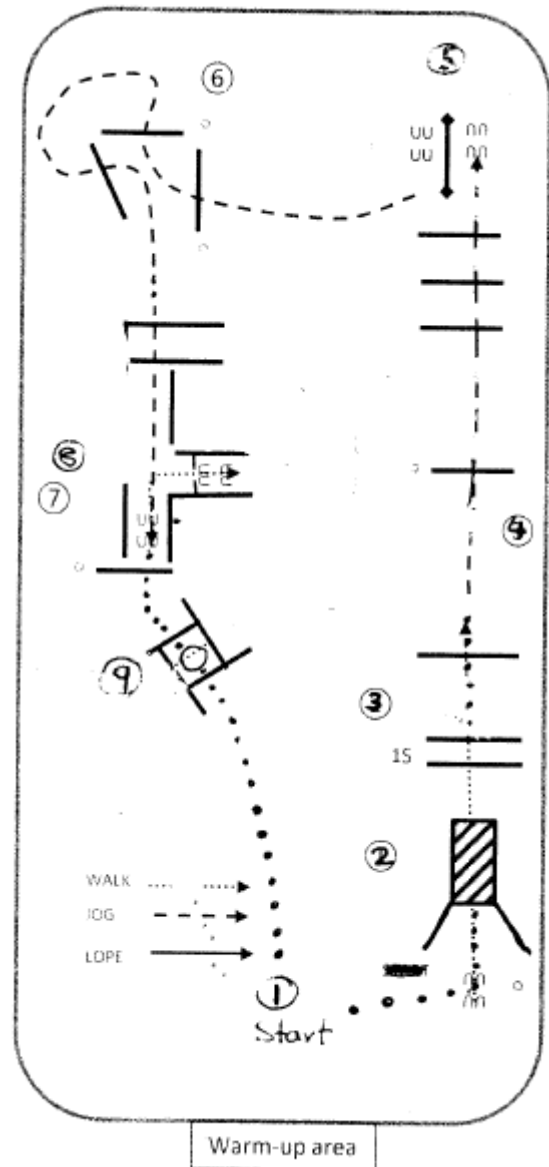
ANNDENNISDESIGN COPYRIGHT 2018
ALL RIGHTS RESERVED

Trail Horse Horse and Dog

LK 3 – LK 5

LK.1.-.3

1. Hund ableinen
2. Brücke
3. Walk over 3 Stangen
4. Jog over 4 Stangen
5. Gait
6. Jog over
7. Jog over and in
8. Back up
9. Walk out and in,
360° turn either way,
walk out
10. Absitzen, Hund anleinen



Trail Horse Horse and Dog

Q – LK 2/1

1. Hund ableinen
2. Brücke
3. Walk over, 360° turn either way,
Hund wartet auf der Seite
4. Jog over
5. Gate
6. Jog over
7. Jog in, Hund außerhalb der Stangen ablegen
8. Back up, walk out, Hund abrufen
9. Lope over
10. Walk over
11. Absitzen, Hund anleinen

